

# OPPORTUNITIES

Preparing for College  
Guide & Workbook



OREGON 2019-2020

PAGE  
13

Estimating your  
college costs

PAGE  
18

Tips for completing  
the FAFSA

PAGE  
21

Finding scholarships



ECMC



## Updates to this book

While every effort is made to keep this book up-to-date, program requirements are subject to change. For complete information regarding specific programs, contact the organization responsible for administering that individual program.

The U.S. Congress frequently considers legislation that could change some of the provisions of the federal student financial aid programs. If changes are made, a description of these changes will be posted on [www.ecmc.org](http://www.ecmc.org).

## Availability in spanish

To order copies in Spanish and/or download a PDF, visit [www.ecmc.org/opportunities](http://www.ecmc.org/opportunities).

Para ordenar copias Español y/o descargar un PDF, visite [www.ecmc.org/opportunities](http://www.ecmc.org/opportunities).

## For administrators and counselors

This book is a resource for you to share with students. To order free copies of this book, go to [www.ecmc.org/opportunities](http://www.ecmc.org/opportunities).

## About ECMC

Educational Credit Management Corporation (ECMC) is a nonprofit company with a mission to help students succeed. We work to lower student loan default rates; sponsor college access and success initiatives, and financial literacy programs; and provide resources to support student loan borrowers to successfully repay their loans.

For more information, visit us online at [www.ecmc.org/about-us](http://www.ecmc.org/about-us).



Office of Student Access  
& Completion (OSAC)



### Oregon Office of Student Access and Completion (OSAC)

OSAC is an office within the Higher Education Coordinating Commission that administers a variety of state and federal grants, and privately funded scholarships for the benefit of Oregonians attending postsecondary schools. OSAC is unique in the nation for its partnership of administering scholarship programs with more than 500 private donors, foundations, employers, membership organizations, and banks. OSAC also manages ASPIRE (Access to Student assistance Programs In Reach of Everyone), the state's mentoring program to help students access education and training. For more information, call 800.452.8807 or visit OSAC online at <https://oregonstudentaid.gov>.



# SURVEY

## We want your feedback

[www.surveymonkey.com/r/OpportunitiesBook](http://www.surveymonkey.com/r/OpportunitiesBook)

# OPPORTUNITIES

## General information

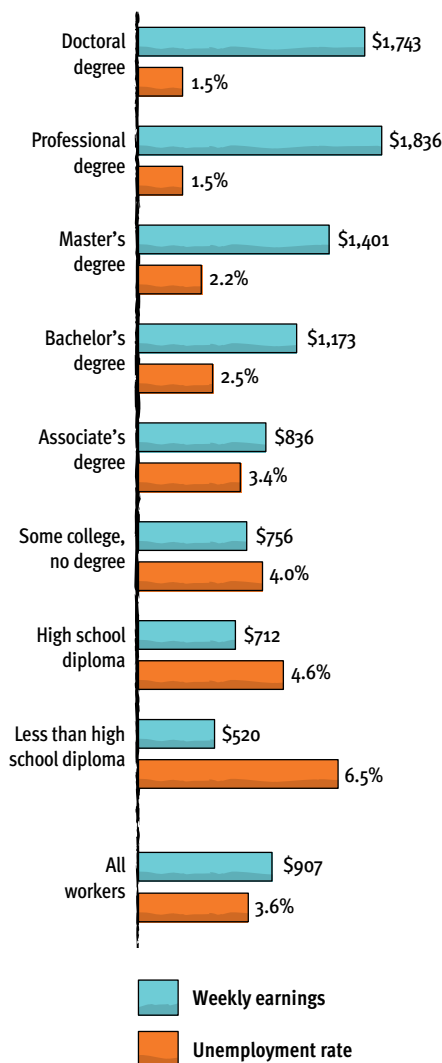
### Oregon information

- How going to college can change your life
  - 2 Paths to higher education
  - 3 Preparing for college
- Choosing the right college
  - 5 Worksheet: Choosing the right college
- The college application process
  - 7 Entrance exams
  - 9 Submitting your college applications
  - 10 Worksheet: Organize your application information
- Navigating financial aid
  - 11 Your college costs
  - 14 About the FAFSA
  - 18 Checklist: FAFSA
  - 19 Federal financial aid: Grants, work-study, and loans
  - 21 Scholarships
  - 22 Scholarship scams
  - 23 Your rights and responsibilities
- The final decision
  - 24 Understanding your award letter
  - 26 Worksheet: Make your decision
- Oregon high school requirements
  - 27 Credits needed for graduation
- Oregon college transfer options
  - 28 Community college degrees and transfer requirements
- Oregon college profiler
  - 29 Public universities
  - 29 Community colleges
  - 30 Private colleges
- Oregon financial aid
  - 31 Grants and scholarships
  - 33 Undergraduate students
  - 34 Graduate students
  - 34 Oregon 529 College Savings Network
- Oregon resources
  - 35 Oregon college directory
  - 38 In-person help
  - 38 Online help
- Student checklists
  - 39 Freshman
  - 40 Sophomore
  - 41 Junior
  - 42 Senior
- Glossary
  - 44 College and financial aid definitions

# ECMC

# How going to college can change your life

## EMPLOYMENT RATES & EARNINGS BY EDUCATIONAL ATTAINMENT, 2018



Source: U.S. Bureau of Labor Statistics, 2018 Current Population Survey

Note: Data are for persons aged 25 and over. Earnings are for full-time wage and salary workers.

You may know or be able to think of individuals who are successful but have never gone to college. However, your odds of success are much higher if you attend college. There are many statistics available that prove this.

### Be happy

People who attend college:

- Report they have more job satisfaction than those who did not attend
- Typically live healthier lifestyles, and are more likely to have access to employer-provided benefits including: medical insurance, retirement plans, and paid time off
- Are more involved in their communities through higher levels of volunteering and voting

Finally, talk with people who have gone to college—most will tell you it was fun!

### Education pays

Statistics show that unemployment rates decrease in direct relationship to how much education you receive. The more education you receive, the more money you are likely to make. A study by the Bureau of Labor Statistics 2017 (Current Population Survey) supports this, shown in the chart to the left. Keep in mind, education is an investment in your future.

### Earn more

Going to college costs you money, but not going can cost you even more. The U.S. Census Bureau's 2011 American Community Survey reveals that over an adult's working life, average total earnings were as follows:

- High school graduate = \$1.3 million
- Some college = \$1.6 million
- Associate's degree = \$1.8 million
- Bachelor's degree = \$2.4 million
- Master's degree = \$2.8 million

Source: [www.census.gov/library/publications/2011/acs/acs-14.html](http://www.census.gov/library/publications/2011/acs/acs-14.html)

### Paths to higher education

The term "higher education" refers to all the educational opportunities available to you after high school. By knowing all available opportunities, you will have a better idea of what type of college may be a good match for you. These options include:

#### FOUR-YEAR COLLEGES AND UNIVERSITIES

Four-year colleges and universities focus on offering educational programs that lead to bachelor's, master's, or professional degrees. Many students start college studies at a community college and later transfer to a four-year college or university. This allows students to complete courses at a less expensive community college and later use the credits to meet the graduation requirements at a four-year college.

#### COMMUNITY COLLEGES

Community colleges are designed to meet the vocational and educational needs of the community. Individual colleges vary widely and can offer programs ranging from classes in continuing education and certificate programs to vocational programs and associate degrees. Students can transfer into Bachelor's degree programs after completing an Associate degree.

#### CAREER COLLEGES

Career colleges are designed to provide a student-centered learning environment, which combines academic subject matter with interactive, hands-on labs and learning of skills. Programs range from bachelor's and associate degrees to diplomas, certificates, and certifications.

**CAREER AND TECHNICAL EDUCATION**

Career and technical education colleges specialize in the skilled trades, applied sciences, modern technologies, and career preparation. These colleges offer both academic and career-oriented courses that concentrate on developing a specific skill and often provide students the opportunity to gain work experience through internships, job shadowing, and on-the-job training. These programs often lead to a certificate, industry certification, diploma, or associate degree, and are designed to get students in to the workforce quickly.

**ONLINE COLLEGES**

Many colleges offer some or all of their classes online, and can be either instructor-led or self-paced.

**Preparing for college**

Colleges care about the courses you take in high school. The more you challenge yourself when choosing high school courses, the more college options you may have.

**HONORS CLASSES**

- More challenging academically
- Typically faster paced; cover topics in greater depth
- Generally weighted higher for grade point average (GPA) but do not earn you college credit

**ADVANCED PLACEMENT (AP) CLASSES**

- More challenging academically; courses prepare you to take rigorous exams that can lead to college credit
- More than 30 AP classes are offered in subject areas
- Your high school may not offer classes in all AP subjects, but most AP classes are also available online (a fee may be involved)
- After coursework is completed, students take nationally administered AP exams in their chosen subject areas—if the resulting scores are acceptable to the college, it might award college credit, advanced placement, or both, for the course

**DUAL-ENROLLMENT PROGRAMS**

- Students take college-level classes for college credit while continuing to participate in regular high school activities
- Classes are often offered at high schools or nearby community colleges

- Not every high school participates; contact your high school counselor for more information

**INTERNATIONAL BACCALAUREATE ORGANIZATION'S DIPLOMA PROGRAMME**

- Two-year curriculum offered by the International Baccalaureate Organization (IBO) that combines requirements of a mixture of different national education systems
- Offered in English, French, and Spanish, and allow students moving around the country or from one country to another to transfer among IB schools
- A list of participating schools from around the world is available at [www.ibo.org](http://www.ibo.org)

**TECHNICAL PREPARATION (TECH PREP) PROGRAMS**

- Multiyear program (two or more years in high school and two in an occupational/technical program at a community or technical college) designed to prepare students for technical occupations
- Expands education and employment opportunities by preparing you for careers in health care, business, industry, labor, and government
- Strong emphasis on math, science, and English—a complete Tech Prep program includes the following:
  - A comprehensive career development plan
  - Courses designed for a specific career that integrate academic and occupational preparation
  - A learning environment that emphasizes math, communications, science, and technology
  - A smooth transition from high school to college or employment

*ECMC prepared this workbook to guide you through the college selection, application and financial aid process. To reduce confusion, in this book we refer to all types of higher education institutions as “colleges.”*



# Choosing the right college

Your college selection is an important decision, but where do you start? Use the tools and resources in this chapter to help you choose where to apply.

## Finding the right college

Every person is different. Your background, interests, and personality are just a few things that make you original and unique.

When considering your future career and choice of a college, it's easy to fall prey to the influence of others. Don't think of certain colleges as good or bad; think about which ones fit your goals and personality best. Use the worksheet on the following page to do some self-discovery.

Depending on many factors, you may find preparing for college a simple or very time-consuming process. Let your personal interests, goals, and situation influence your decisions throughout the process.

## Common mistakes to avoid when choosing a college

The following are things to think about to avoid making these common mistakes when choosing a college.

- **Rushing the process.**  
Finding the right college takes both time and effort. Ensure that the schools you are considering will help you reach your academic goals.

- **Waiting too long.**  
Waiting until the last minute is never a good idea when it comes to finding the right college for you!
- **Being a follower.**  
It is not the best idea to go to a school just because your significant other or bestie is attending. Your education is about your future. If your relationship with that person is strong, it will withstand the distance!
- **Another family member went there.**  
You may be encouraged to attend the same college that your parent, sibling or other family attended. However, college is not a one size fits all endeavor so it is okay to forge your own path. Stay true to yourself and do what is best for you and find a school that will help you to achieve your goals.
- **Not visiting.**  
The best way to get a feel for the school you are thinking about attending is to visit the campus. Completing a campus tour can help you determine if the school will be a good fit for you. If you are unable to tour the college campus, inquire if the school offers a virtual tour on their website. Virtual tours are a great option for learning more about a campus and

can take the place of an in-person visit if needed.

- **Costs.**  
The cost of a college is important but shouldn't be the number one reason to attend or to not attend. The published price of a college is often much higher than the "net price" that you will actually pay after taking into account grants and scholarships.
- **My parents want me to go there.**  
Perhaps your parents are encouraging you to go to a college of their choice but it is not one you have considered or are excited about. Make sure you discuss the reasons with them for wanting to go elsewhere. Oftentimes, parents do know what schools might work best for you, but once you share with them your reasons for choosing a different college based on your research, they may just change their mind.

## Deadlines

Deadlines are just that, so plan carefully and pay attention to the various deadlines throughout the process. You'll find guidance throughout this book on the timing of events and when you need to complete tasks.



# WORKSHEET: CHOOSING THE RIGHT COLLEGE



**STEP 1**

In the top row, make a preliminary list of colleges that interest you.



**STEP 2**

Think about important factors you want your college to have. Then, prioritize each factor in the level of importance column.



**STEP 3**

Cross off colleges that appear to not have what you're looking for. Rank the remaining colleges in order of preference.

Level of importance	Factors to consider	College (fill in names of colleges that interest you)			
		1.	2.	3.	4.
	<b>Program of study:</b> Which programs does the college offer to help you achieve your career goals?				
	<b>School size:</b> Would you prefer a large or small school? What is the student population?				
	<b>Class size:</b> How large do you like your classes to be? What is the student-to-teacher ratio?				
	<b>Support programs:</b> Which programs does the college offer to help you stay in school and graduate?				
	<b>City and neighborhood:</b> Do you prefer a city or a small town? What is the population of the city or town?				
	<b>Campus culture:</b> When visiting each college, get a feel for its "personality." How or why does it match yours?				
	<b>Distance from home:</b> How close do you want to live to your family?				
	<b>Extracurricular activities:</b> Do you have activities in your life that you can't live without?				
	<b>Religious affiliation:</b> Do you want to attend a college affiliated with your religious beliefs?				
	<b>Net Price:</b> While one college may appear to be less expensive, what will your final cost be after receiving grants and scholarships? Use <a href="https://collegecost.ed.gov/netpricecenter.aspx">https://collegecost.ed.gov/netpricecenter.aspx</a> to identify your likely estimated cost.				
	<b>Financial aid options:</b> Does the college have special financial aid options? These could include things such as a tuition payment plan to spread out your payments or a guaranteed cost of attendance as long as you are enrolled.				
	<b>Outside learning options:</b> Does the college offer internships, externships, study abroad or service learning opportunities?				
	<b>Housing options near campus:</b> How close or far is housing? Will you need a car, or are where you live, shop, and work within walking or biking distance?				

# The college application process

Depending on your interests and goals, the college application process could be as simple as filling out one page for a community college, or as complicated as writing dozens of essays, taking multiple standardized tests, and preparing portfolios. This chapter will help you organize the process and stay on track.

## Practice entrance exams

There are two tests that help you “rehearse” for taking college entrance exams—the PSAT/NMSQT and PreACT. Taking these tests will help you identify strengths and weaknesses in skills necessary for successful college study. You can then focus your preparation on those areas where you could most benefit from additional study or practice. Your specific test results are not reported to colleges. However, you will receive information from colleges interested in students testing within your range.

### THE PRELIMINARY SCHOLASTIC APTITUDE TEST AND THE NATIONAL MERIT SCHOLARSHIP QUALIFYING TEST (PSAT/NMSQT)

The PSAT/NMSQT are standardized tests, usually taken during your junior year that help you practice for taking the SAT. The newly redesigned tests are made up of:

- Evidence-based reading and writing
  - Reading test
  - Writing and language test
- Math

These tests measure the following skills:

- Critical reading
  - Math problem-solving
  - Writing

In addition, eighth, ninth, and tenth graders may benefit from taking the PSAT 8/9 and PSAT 10.

The National Merit Scholarship Corporation uses these scores to determine eligibility for their scholarship programs. For more information on the PSAT/NMSQT, visit the College Board website at [www.bigfuture.collegeboard.org](http://www.bigfuture.collegeboard.org).

### THE PreACT TEST

PreACT is a multiple-choice test for sophomores designed to help students prepare for the experience of taking the ACT test. It is patterned after the ACT and includes testing in English, math, reading, and science. PreACT score reports offer a broad view of students’ college and career readiness, and provides information regarding their future performance on the exam.

PreACT also offers insights to help students explore college major and career options to start planning for their future. The test is scored on the same 1-36 scale as the ACT but includes fewer questions. For more information on PreACT, visit [www.act.org](http://www.act.org).



## Entrance exams

Many colleges require you to take a college entrance exam as part of the admissions process. There are two primary tests, the SAT and the ACT, and either test is generally accepted by colleges for admissions purposes.

### ENTRANCE EXAM COMPARISON

	ACT (American College Test)	SAT (Scholastic Aptitude Test)
<b>What is tested</b>	ACT measures what you learn in high school to determine your academic readiness for college	SAT measures what you learn in high school and what you need to succeed in college
<b>Acceptance</b>	The ACT is accepted by all U.S. colleges and universities	The SAT is accepted by all U.S. colleges and universities
<b>When to take the test</b>	ACT examination is offered seven times a year in the months of February, April, June, July, September, October and December	SAT examination is offered seven times a year in the months of March, May, June, August, October, November and December
<b>Registration deadline</b>	About five to six weeks before the test date	About four weeks before the test date
<b>Test duration</b>	2 hours, 55 minutes + 40 minutes for optional essay	3 hours + 50 minutes for optional essay
<b>Major sections</b>	English, mathematics, reading, science, and an optional writing section	Math, reading, writing, language, and an optional essay
<b>Scoring</b>	1-36	400-1600
<b>Test owned by</b>	ACT, Inc.	College Board
<b>Started in</b>	1959	1926
<b>Website</b>	<a href="http://www.actstudent.org">www.actstudent.org</a>	<a href="http://www.collegeboard.org">www.collegeboard.org</a>

### THE SAT SUBJECT TESTS

In addition to the SAT, some students choose to take SAT Subject Tests. The tests are one-hour subject tests with multiple-choice questions. These tests can complement or enhance your college admission credentials, and measure how much you know about a particular academic subject, and how well you can apply that knowledge.

Many colleges require or recommend one or more of the SAT Subject Tests for admission or placement. These tests

provide a dependable measure of your academic achievement and are a good predictor of future performance. There are 20 subject tests that fall into the following five general subject areas:

- English
- Math
- History
- Science
- Languages (includes English Language Proficiency Test)

For more information, visit <https://sat.collegeboard.org/home>.



## Testing dates, fees, and registration

### PSAT

2019 Test dates	Tests administered	Regular registration deadlines	Late registration deadlines	Notes	Fees	Registration
October 16, 2019 or October 19, 2019  Alternate: October 30, 2019	PSAT/NMSQT	Check with your school counselor.	Check with your school counselor.	<ul style="list-style-type: none"> <li>Test is administered by high schools, not through test centers.</li> <li>Note: Each high school chooses only ONE October test date.</li> </ul>	<ul style="list-style-type: none"> <li>\$17</li> <li>Note: Schools may charge an additional fee to cover administrative costs.</li> <li>The College Board makes fee waivers available to schools for students in 11th grade from low-income families that cannot afford the test fee. See your school counselor for more information about fee waivers.</li> </ul>	<ul style="list-style-type: none"> <li>Online registration is not available.</li> <li>You must sign up for the PSAT/NMSQT at your high school or at another high school in your community.</li> </ul>

### PreACT

2019 Test dates	Tests administered	Regular registration deadlines	Late registration deadlines	Notes	Fees	Registration
September 1-June 1 each year at your school's discretion	PreACT (subject areas: English, math, reading, science)	Check with your school counselor or administrator.	<ul style="list-style-type: none"> <li>Test administered in school-supervised setting.</li> </ul>	<ul style="list-style-type: none"> <li>Test administered in school-supervised setting.</li> </ul>	<ul style="list-style-type: none"> <li>Generally no cost to the student.</li> </ul>	<ul style="list-style-type: none"> <li>Register with your school counselor or administrator.</li> </ul>

### SAT

2019-2020 Test dates	Tests administered	Regular registration deadlines	Late registration deadlines (online)	Notes	Fees	Registration
August 24, 2019	SAT and Subject Tests	July 26, 2019	August 13, 2019	<ul style="list-style-type: none"> <li>Sunday administrations usually occur the day after each Saturday test date for students who cannot test on Saturday for religious reasons.</li> <li>The Language Tests with Listening are offered in November only.</li> </ul>	<ul style="list-style-type: none"> <li>SAT: \$49.50</li> <li>SAT with essay: \$64.50</li> <li>Register by phone: \$15</li> <li>Change test center or date: \$30</li> <li>Waitlist: \$53</li> <li>Late registration fee: \$30</li> <li>Fee waivers are available for certain low-income students.               <ul style="list-style-type: none"> <li>See your school counselor for details.</li> </ul> </li> <li>Additional fees apply for SAT Subject Tests.</li> </ul>	<ul style="list-style-type: none"> <li><a href="http://www.collegeboard.org">www.collegeboard.org</a></li> </ul>
October 5, 2019	SAT and Subject Tests	September 6, 2019	September 24, 2019			
November 2, 2019	SAT and Subject Tests	October 3, 2019	October 22, 2019			
December 7, 2019	SAT and Subject Tests	November 8, 2019	November 26, 2019			
March 14, 2020	SAT only	February 14, 2020	March 3, 2020			
May 2, 2020	SAT and Subject Tests	April 3, 2020	April 21, 2020			
June 6, 2020	SAT and Subject Tests	May 8, 2020	May 27, 2020			

### ACT

2019-2020 Test dates	Tests administered	Regular registration deadlines	Late fee required	Notes	Fees	Registration
September 14, 2019	ACT	August 16, 2019	August 17-30, 2019	<ul style="list-style-type: none"> <li>No test centers are scheduled in California or New York for these dates.</li> <li>You can proceed with your original test date or you can request to change it. However, you will need to pay the basic registration fee for the new test date plus the test date change fee. If you request a date change after the regular deadline for the new date, you must also pay the late registration fee. Your basic registration fee for the original test date will be refunded.</li> </ul>	<ul style="list-style-type: none"> <li>ACT (no Writing Test): \$50.50</li> <li>ACT with Writing Test: \$67</li> <li>Late registration fee: \$30</li> <li>Test date change: \$30</li> <li>Test center change: \$30</li> <li>Fee waivers are available for students who meet one or more indicators of economic need.               <ul style="list-style-type: none"> <li>See your school counselor for details.</li> </ul> </li> </ul>	<ul style="list-style-type: none"> <li><a href="http://www.actstudent.org">www.actstudent.org</a></li> </ul>
October 26, 2019	ACT	September 20, 2019	September 21-October 4, 2019			
December 14, 2019	ACT	November 8, 2019	November 9-22, 2019			
February 8, 2020	ACT	January 10, 2020	January 11-17, 2020			
April 4, 2020	ACT	February 28, 2020	February 29-March 13, 2020			
June 13, 2020	ACT	May 8, 2020	May 9-22, 2020			
July 18, 2020*	ACT	June 19, 2020	June 20-26, 2020			

## Submitting your college applications

Every college has a different application process with different directions to follow. Read them carefully and use the worksheet on page 10 to organize the information for the colleges you are considering. Make one copy for each college to keep with your application materials.

Applying to college can seem to be a daunting task. However, you are not in this by yourself. If you need help, ask for it. There are many resources—parents, teachers, school counselors, and volunteer organizations—you can call on to help guide you.

### WAYS TO APPLY

- Paper
- Electronic

To determine the best way to apply, go to the admissions page on each college's website and look for more information.

Consider visiting [www.commonapp.org](http://www.commonapp.org). Over 700 colleges and universities participate in this one-stop for college admissions where you can apply, keep track of school-specific deadlines and more.

### APPLICATION COSTS

Application fees vary among colleges. If needed, many colleges will waive the application fee, especially for applicants who received fee waivers for taking college entrance exams. Check with the college admissions office to determine the circumstances under which the college will waive the application fee.

### DEADLINES

Deadlines are important. Be sure to pay attention to and meet each college's date for application. If applying with a paper application, be careful to note whether the deadline is based on the arrival or postmark date. If the deadline is the arrival date, make sure to include several days for postal delivery.

### EARLY DECISION AND EARLY ACTION

Many colleges allow you to apply under an "early decision" or "early action" program. Typically, you have to apply earlier than most applicants, but you also find out earlier whether you have been accepted. These programs are not for everyone.

Generally, only those who have a clear-cut, first-choice college should apply under these programs. If you believe early decision or early action is right for you, check with the college admissions office to determine how to apply.

### TRANSCRIPTS

As part of the admissions process, you or your school counselor will need to request and submit an official copy of your high school transcript (and college transcript if you have already earned some college credits) for each college where you plan to apply.

Because many students apply to colleges while still attending high school, acceptances from colleges are often contingent upon your final high school grades. You will need to send a final transcript to the college you will attend.

### RECOMMENDATIONS

If your colleges require recommendations, letters, or specific forms, you will need to ask your teachers and/or other adults to be references. Some colleges even ask for peer recommendations. When identifying whom you should ask, consider your relationship with the person and how well you've done in your activities with him or her.

Follow the checklists starting on page 27 to stay on schedule.

Writing recommendations can be time-consuming for the people writing them. They might also be writing them for other students. Give your references plenty of time and make sure they are aware of recommendation deadlines. One month before your earliest deadline should be sufficient, but inquire as to your reference's schedule when asking.

A recommendation is a favor. No one is required to recommend you to a college. Here are some commonly accepted rules of etiquette to follow:

- When giving your references the forms, include a pre-addressed envelope to the appropriate address with the correct amount of postage on the envelope if they are meant to mail it directly to the college.
- Write thank you notes to your references.

### ESSAYS

If your colleges require essays, they will usually give you specific questions or topics for your essays. If this is the case, don't stray from the question. Focus on the issue being presented. Here are some tips to follow:

- Check for spelling and grammar mistakes. Most software programs offer this feature, but don't rely entirely on the computer.
- Have someone proofread and provide constructive feedback on your essay.
- Don't exceed the word limit, if any is given.
- Be yourself. Don't second-guess what the college would like you to think or say in your essay.

Everyone goes about the writing process differently. Brainstorming and/or outlining are two methods that might help you.



*Depending on your area of interest, your colleges might ask for a portfolio, audition materials, or other evidence of your talents. Contact the specific program for more information on what to include.*



# WORKSHEET: ORGANIZE YOUR APPLICATION INFORMATION

Make copies of this page, and complete the information for each college you are seriously considering.

<b>COLLEGE NAME</b>	
---------------------	--

<b>APPLICATION DUE</b>	/ /
<input type="checkbox"/> Postmark date <input type="checkbox"/> Arrive-by date	

## COLLEGE INFORMATION

## ESSAYS

Address for application: \_\_\_\_\_  
 \_\_\_\_\_

City, state, zip: \_\_\_\_\_

Website: \_\_\_\_\_

Admissions office phone: \_\_\_\_\_ Fax: \_\_\_\_\_

CEEB code\* (College): \_\_\_\_\_ (High School): \_\_\_\_\_

Essays required? YES  NO

	Complete
Topic 1: _____	<input type="checkbox"/>
Topic 2: _____	<input type="checkbox"/>
Topic 3: _____	<input type="checkbox"/>

\*CEEB codes can be found at [www.collegeboard.org](http://www.collegeboard.org).

## RECOMMENDATIONS

## INTERVIEWS

	Requested	Received	Thank you sent
Reference 1: _____	<input type="checkbox"/>	<input type="checkbox"/>	<input type="checkbox"/>
Reference 2: _____	<input type="checkbox"/>	<input type="checkbox"/>	<input type="checkbox"/>
Reference 3: _____	<input type="checkbox"/>	<input type="checkbox"/>	<input type="checkbox"/>

Interview required? YES  NO

Thank you sent? YES

Interviewer	Complete
Name: _____	<input type="checkbox"/>
Title: _____	<input type="checkbox"/>
Email: _____	<input type="checkbox"/>
Phone: _____	<input type="checkbox"/>

## VISIT

## OTHER REQUIREMENTS

Visiting campus? YES  NO     Dates of visit \_\_\_\_\_

Name of person you're meeting	Date/time	Location
_____	_____	_____
_____	_____	_____
_____	_____	_____

Other requirements? YES  NO

Task	Complete
_____	<input type="checkbox"/>
_____	<input type="checkbox"/>
_____	<input type="checkbox"/>

## CONTACTS

Name	Phone	Email	Notes
_____	_____	_____	_____
_____	_____	_____	_____
_____	_____	_____	_____

# Navigating financial aid

Not sure where to begin? This chapter will help you understand the Free Application for Federal Student Aid (FAFSA) completion process, what types of financial aid are available, and how to stay on course to receive your financial aid.

## Your college costs

### COLLEGE COSTS

The cost to attend college, which is often referred to as the total student budget or “Cost of Attendance,” includes direct and indirect expenses. The direct expenses are those fixed costs that are billed by the college, such as:

- Tuition
- Fees
- Room and board (if you live off campus, room and board costs will become indirect costs)

The indirect costs do not show up on the college bill but are taken into consideration when looking at the overall cost to attend college. They include:

- Books and supplies
- Transportation expenses
- Personal expenses (i.e., laundry, cell phone, etc.)

Cost of Attendance (COA) is used in the calculation to determine your eligibility for financial aid. The most common components of COA are:

- Tuition and fees
- Room and board
- Books and supplies
- Personal expenses
- Transportation

Other allowable costs:

- Dependent care
- Loan fees
- Costs related to a disability
- Purchase of a personal computer
- Reasonable cost for eligible study abroad program

### Tuition and fees

The cost of tuition and fees charged by a college depends on many factors, but the most significant factor is what kind of college it is.

**Public colleges:** Tuition and fees are generally the lowest because they receive funds from state taxes. Most four-year and two-year public colleges charge higher tuition for nonresidents than for legal residents of the state in which the college is located. This out-of-state tuition can often make the cost of attending a public college as high as the cost of attending many private colleges.

**Private colleges:** Tuition is usually higher than at public colleges. Private colleges do not receive public funding for their operations and need to charge more of the real costs to students. However, private colleges often have more financial aid resources that can help you make up the difference between costs and financial aid. The greater your overall cost of attendance, the greater the possibility you will demonstrate need for financial aid.

No matter what type of school you attend, fees may be charged for other services. Examples include the library, student activities, the health center, and others.

### Room and board

Room and board means basic living expenses for housing and food. Regardless of the kind of college you choose, you will have to consider these expenses.

Colleges with their own housing typically charge you on a nine-month basis for your room and most meals, excluding holiday and vacation periods. The room and board charge is built into your student budget. Colleges also expect that students living in privately owned, off-campus housing have a similar level of expense.

If you plan to live at home, you are likely to have lower expenses than on-campus students because you do not have to pay for housing. However, you or your parents will still need to factor in the cost of your food and other normal living expenses. These are usually built into commuter student budgets for financial aid purposes. Take these costs into consideration in your planning.





## WAYS TO REDUCE COLLEGE COSTS

- ➔ Earn college credits in high school. You can earn college credits by taking AP or IB exams or through dual enrollment. See page 3 for details.
- ➔ Earn college credits for what you already know. College Level Examination Program (CLEP) tests can get you through college quicker or help you graduate on time. For details, visit [www.collegeboard.org](http://www.collegeboard.org).
- ➔ Two plus two. Start at a community college and then transfer to a four-year college to complete your bachelor's degree.
- ➔ Tuition reimbursement. If you or your parents are employed, check to see if the employer offers to reimburse you for the cost of attending college.
- ➔ Take an extra class over the normal, full-time load. Usually taking an extra class does not add to the tuition cost for the term.
- ➔ Shop around for textbooks. Rent or buy used books and sell them back to the bookstore or to other students after the end of the term. Look online for textbook deals and consider less expensive electronic versions.
- ➔ Graduate on time.



**Books and supplies**

As a college student you will spend money on textbooks, notebooks, paper, computer supplies, and the like. The amount you spend for books and supplies will vary only slightly by the type of college, but is related to the curriculum or courses you select. In some academic fields, such as nursing and other medical fields, you will spend more on books than in other fields, such as business or communications. Some fields will require specific uniforms and equipment that must be purchased, such as art supplies, a stethoscope, or lab supplies.

**Personal expenses**

Regardless of the type of college you choose to attend, you will have some personal expenses such as clothing, laundry, toiletries, recreation, medical insurance, and medical costs.

**Transportation**

All students spend some money for travel. If you live in a different city than where your college is located, you have to travel to get there at the start of the academic year and travel to return home at the end of the year. Most students also go home at least once during the year. For financial aid purposes, colleges often budget students for two round-trips home per year by the least expensive means of travel possible.

Commuter students will also have travel expenses, whether you use public transportation or a car to get to and from college several days a week. These costs are built into student expense budgets by colleges for financial aid purposes.

**DETERMINING YOUR OWN COSTS**

To determine your own cost estimates, remember to consider any additional costs that might result from medical bills or extraordinary personal expenses.

**Estimating your college costs**

Before you file the **Free Application for Federal Student Aid (FAFSA)**, there are ways to get an estimate of how much it may cost you to attend college.

**FAFSA4CASTER**

<https://fafsa.ed.gov>

Please scroll to bottom of page to locate the FAFSA4caster.

This is a free online federal financial aid calculator. The benefits of using it include:

- Reduces the amount of time it takes when you do complete the FAFSA by pre-populating certain data fields brought over from the FAFSA4caster
- Provides students and families with an early estimate of the student’s federal student aid eligibility
- Provides an estimated Expected Family Contribution (EFC)—the index colleges use to determine what types of financial aid a student may be eligible to receive
- Using this estimated EFC, FAFSA4caster determines what types of federal grants and loans a student may qualify for along with estimated award amounts

- Can be used during the student’s junior year in high school—or earlier—to help in college planning
- Adult students can use to get an estimate of what aid they might receive

**NET PRICE CALCULATORS**

Each college that participates in the federal financial aid programs is required to have a “net price calculator” on its website. These calculators can give you a rough estimate of how much it may cost you to attend each specific college, taking into account aid you may receive from both the college and federal financial aid.

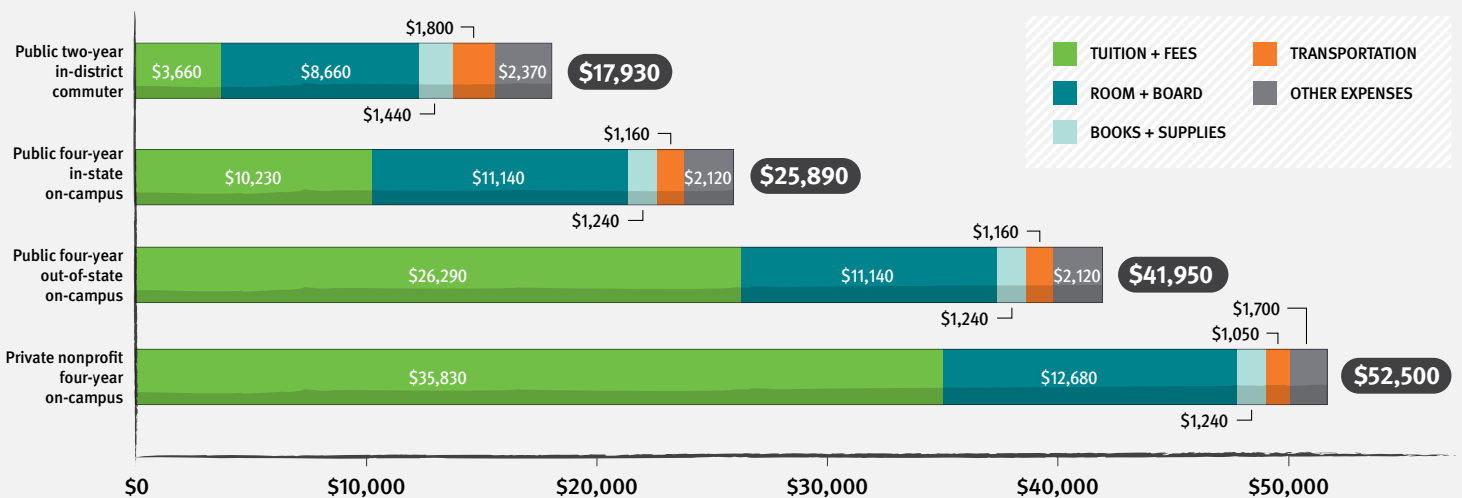
The estimates provided by different net price calculators should not be used to absolutely rule in or rule out a particular college. The calculator questions vary from college to college. Because of this, the results may not provide an “apples-to-apples” comparison of your net college costs.

**COLLEGE AFFORDABILITY AND TRANSPARENCY**

The US Department of Education designed the College Affordability and Transparency Center to provide better information about college costs. It serves as a central point of access to several tools that allow users to compare college tuition & fees, net price and other characteristics including College Scorecard, College Navigator, links to college’s net price calculators, and state spending charts.

<https://collegecost.ed.gov>

**AVERAGE ESTIMATED FULL-TIME UNDERGRADUATE BUDGETS, 2018-19**



Source: <https://trends.collegeboard.org/college-pricing/figures-tables/average-estimated-undergraduate-budgets-2018-19>

FREE APPLICATION FOR FEDERAL STUDENT AID

# FAFSA

*In recent years, more than 98 percent of FAFSA filers have applied online. It's the fastest, the easiest, and simply the best way to file your FAFSA.*

*On average, it takes just 23 minutes to complete the FAFSA online.*

## About the FAFSA

### COMPLETE THE FAFSA—IT'S IMPORTANT!

Students are required to complete the FAFSA to determine their eligibility for all federal student aid. Many people do not complete the FAFSA because they assume they will not be eligible for federal aid, or they feel the process is too confusing or complicated.

Here's what's wrong with that thinking:

- **Don't assume you won't qualify for financial aid.** Virtually every student is eligible for at least one type of federal student aid. It's very simple—if you do not apply for federal student aid by filing the FAFSA, you will not receive any federal student aid.
- Eligibility for many state aid programs is determined by your FAFSA data. If you don't complete the FAFSA, you simply won't be considered for state aid, in many cases.
- Many colleges use FAFSA data to determine eligibility for institutional aid (or aid the college offers.) Additional forms may be required as part of the application process; contact each college's financial aid office to find out.
- Many private scholarship programs use FAFSA data to determine who qualifies for their scholarships.

**You will need to file the FAFSA each year you will be in college to be considered for aid.** Regardless of whether you qualify for federal student aid, if you fail to file the FAFSA you will miss out on being considered for state and institutional aid. Assuming you are not eligible can be costly.

**Filing the FAFSA is free.** Remember—the first word in FAFSA is “Free.” There are companies that will charge you a fee to help you complete the FAFSA, but there shouldn't be a need to pay for this service. If you do not meet the citizenship requirements for filing the FAFSA, check with the financial aid office at your college to determine if an alternate application can be used.

### WHAT THE FAFSA DOES

Your eligibility for federal financial aid is calculated using the Federal Need Analysis Methodology, a formula mandated by Congress. The formula takes into account your (and your parents' if you are a dependent student) financial condition. When you complete the FAFSA, you are answering a series of questions to provide this information.

- You may find it helpful to first complete the FAFSA on the Web Worksheet available at: <https://studentaid.ed.gov/sa/sites/default/files/2019-20-fafsa-worksheet.pdf>

This worksheet provides a preview of the questions that you may be asked while completing the FAFSA online. The questions on the FAFSA on the Web Worksheet are ordered as they appear on the online FAFSA, although some may be skipped online based on your answers to earlier questions.

To complete the FAFSA, you (and your parents if you are considered dependent) must provide certain information regarding your financial assets, liabilities, and income. Refer to the following documents:

- Prior-prior year federal income tax returns (two years prior to the current year; for example, the 2020 FAFSA will use 2018 federal income tax returns). **Many applicants may be able to transfer income tax data directly from the IRS into the FAFSA using the IRS Data Retrieval Tool.**
- W-2 forms and other income records
- Current bank statements
- Records of benefits from federal and state agencies

It is essential that you provide correct information and follow all instructions for filing the FAFSA. Mistakes and incomplete information can lead to delays in receiving aid.



**THE STUDENT AID REPORT (SAR)**

After you file a FAFSA, you will receive a Student Aid Report (SAR) from Federal Student Aid (FSA) that contains information provided on your FAFSA along with your Expected Family Contribution (EFC). Your EFC is not the amount of money your family is expected to pay. Rather, you should think of the EFC as an index colleges use to calculate the amount of financial aid you may qualify to receive. While your family is expected to contribute toward your cost of education, the amount of this contribution will be determined by the financial aid office at your college.

When you complete the FAFSA, you indicate the federal school codes for the colleges you are interested in attending. These colleges receive the information you provided on the FAFSA. Based on this information, each college will determine the amount and types of aid for which you are eligible.

You will receive an award letter from each college that accepts you for admission. The letter outlines the total financial aid package (grants, scholarships, work-study, and loans) for which you are eligible. Financial aid officers at the colleges can answer questions regarding the SAR and award letters. See pages 24-25 for more information about award letters.

**FILE THE FAFSA ONLINE-IT'S FAST!**

- Go to [www.fafsa.gov](http://www.fafsa.gov)
- This is the fastest and most accurate way to file and get results—your application is automatically edited for errors as you complete it to ensure your information is as accurate as possible .
- When your FAFSA information is transmitted over the Internet, it is completely secure.
- Easy to navigate with extensive online help including live chat, email, and phone options available.

To sign your FAFSA online, you must apply for an FSA ID which includes a username and password. Your FSA ID is issued by Federal Student Aid at <https://fsaid.ed.gov>. You, and at least one parent if you are a dependent student, will need to have an FSA ID to electronically sign the FAFSA.

Other ways to file include:

- PDF FAFSA that you download, complete, and mail—go to [www.fafsa.ed.gov/options.htm](http://www.fafsa.ed.gov/options.htm) and click on “Complete a PDF FAFSA”
- Paper FAFSA that you request, complete and mail—to get a paper FAFSA, call 1.800.4.FED.AID (1.800.433.3243) If you are hearing impaired, contact the TTY line at 1.800.730.8913.

**DOMICILE (RESIDENCY)**

On the FAFSA, domicile is referred to as your “State of Legal Residence.” A person’s domicile is their present, fixed home to which they return following temporary absences and at which they intend to stay indefinitely. To be eligible for in-state tuition benefits and most state-supported financial aid, you must have established domicile for at least one year prior to the first day of class. Minors are presumed to have the domicile of their parent or legal guardian.

Domiciliary intent is determined using many factors. These could include paying state income tax as a resident, registering to vote in the state, owning property, permanent employment, sources of financial support, and economic ties with the state. The burden is on the applicant to provide sufficient information to establish domiciliary intent.

Contact the registrar’s office at your college for more information.

**INDEPENDENT VS. DEPENDENT STATUS**

In determining financial need, one of the most important factors is whether you are classified as a dependent or independent student. Dependent students must include parental information on the FAFSA. Independent students should include information only on themselves and

their spouse (when applicable). You are automatically classified as independent if you can check ANY of the following boxes:

- I was born before January 1, 1996
- I am married
- I will be working on a master’s or doctorate program (e.g., MA, MBA, MD, JD, PhD, EdD, graduate certificate)
- I am serving on active duty in the U.S. Armed Forces
- I am a veteran of the U.S. Armed Forces
- I have children and I provide more than half their support
- Since I turned age 13, both of my parents were deceased
- I was in foster care since turning age 13
- I have dependents (other than my children or my spouse) who live with me and I provide more than half of their support
- I was a dependent or ward of the court since turning age 13
- I am currently or I was an emancipated minor
- I am currently or I was in legal guardianship
- I am homeless or I am at risk of being homeless

**If none of these criteria apply to you, you are a dependent student. See <https://studentaid.gov/dependency> for more information.**

In addition, the financial aid office at your college can determine if you should be considered independent if special circumstances exist, but this occurs only in rare circumstances.

**COMPLETION OF THE FAFSA IS THE SINGLE MOST IMPORTANT PART OF THE FINANCIAL AID PROCESS.**

# 9 MYTHS ABOUT THE FSA ID

As of April 2017, 45 million FSA IDs have been created, and people have used their FSA ID more than 315 million times. With any new process, there are some myths floating around about creating and using an FSA ID.

Alexis Anderson at Ed.gov shares some of the most common misconceptions on her blog. We have excerpted it here for your convenience. You can read the original posting at <https://blog.ed.gov/2017/06/9-myths-about-the-fsa-id-2>.

## MYTH #1

**It'll take a long time to create my FSA ID.**

On average, it takes about seven minutes to create an FSA ID. Federal Student Aid has a variety of resources, such as this helpful video, that walk you through each step of creating an FSA ID. [www.youtube.com/watch?v=QdaGZASwjZU](http://www.youtube.com/watch?v=QdaGZASwjZU)

## MYTH #2

**Only students need to create an FSA ID.**

If you are a dependent student, then your parent will need his or her own FSA ID in order to sign the Free Application for Federal Student Aid (FAFSA) form electronically. That's because you will need to provide your parent's information on your FAFSA form, and your parent will need to sign the FAFSA form as well. But here is something very important: Your parent must create his or her own, separate FSA ID. Your parent shouldn't use your FSA ID, and you shouldn't create an FSA ID for your parent.

If you're not sure if you're a dependent student, visit <https://studentaid.gov/dependency>.

## MYTH #3

**It's okay to let someone else create or use my FSA ID.**

Not okay. Each individual person needs to create his or her own FSA ID. If you're a parent, you should NOT create an FSA ID for your child. If you're a student, you should NOT create an FSA ID for your parent. Why? For example, if a parent tries to create both the parent's and child's FSA IDs, it's easy to mix up information such as Social Security numbers, dates of birth, and usernames and passwords. Because we verify your information with the Social Security Administration, it's crucial that this information be correct. Also, if someone else creates your FSA ID, how will you know the answers to your challenge questions if you need to retrieve a forgotten username or password?

Most importantly, FSA IDs are used to sign legally binding documents, so giving someone access to your FSA ID is like allowing them to forge your signature. Be sure to create your own FSA ID, and save yourself the trouble.

## MYTH #4

**I need an email address or mobile phone number to create an FSA ID.**

You do NOT need an email address or mobile phone number to create an FSA ID. If you don't have an email address or mobile phone number, you can leave those fields blank. However, adding this information is strongly recommended. Once your email address is verified, you can enter your email address instead of your username when you log in. You can also use your email address or mobile phone number to retrieve your forgotten username or password or to unlock your account. It's easy to update and verify your email address or mobile phone number by going to <https://fsaid.ed.gov> and clicking on the "Manage My FSA ID" tab.

## MYTH #5

**As a parent, I can use the same email address or mobile phone number for both my FSA ID and my child's FSA ID.**

An email address or mobile phone number cannot be used with more than one FSA ID. If you're a student and you choose to provide an email address and/or mobile phone number when creating your FSA ID, you'll need to include your own email address and/or mobile phone number. Your parent will need to include his or her own email address and/or mobile phone number when creating his or her FSA ID. If you don't have an email address or mobile phone number, you can leave those fields blank.

## MYTH #6

**I need an FSA ID to fill out the FAFSA form.**

The fastest way to sign and submit your FAFSA form is to use an FSA ID. That said, if you or your parent don't have an FSA ID, you can still submit the FAFSA form. If you fill out the FAFSA form online but don't have an FSA ID, you can choose the option to submit your FAFSA form without signatures, and then print and mail a signature page. If you can't fill out the FAFSA form online, you have other options.

Students without access to a computer can receive FAFSA assistance from a wide range of college access organizations, such as the National College Access Network. A student can also visit a local library, use a computer at school, or get help from a school counselor.

**MYTH #7**

**The Social Security Administration (SSA) has to verify my information before I can use my FSA ID.**

If you're filling out a FAFSA form for the first time, you can use your newly created FSA ID to sign and submit your FAFSA form right away. But, if you need to submit a renewal FAFSA form or make corrections after you've submitted your FAFSA form, you first have to wait for the SSA to verify your identity before you can use your new FSA ID. The verification process takes one to three days.

When creating your FSA ID, make sure to enter your information exactly as it appears on your Social Security card to avoid delays. Once your information is verified, you can use your FSA ID to submit your renewal FAFSA form, make corrections, access your loan history, and a host of other things.

If you're a parent, you never have to wait for the SSA match to sign your child's FAFSA form. However, if you sign the FAFSA form when your SSA match status is listed as "pending" and it later returns "no match," we will remove your signature from your child's FAFSA form. If that happens, you will either need to resolve the conflict with the SSA and sign electronically again, or you'll need to print and mail a signature page.

**MYTH #8**

**Confirming my email address or mobile phone number can take up to 24 hours.**

You should receive your mobile phone verification code and email confirmation within three minutes. If you don't, your email account's spam filter could be the culprit. It's a good idea to add the FSA ID email address—@ed.gov—to your address book to make sure you get your confirmation.

**MYTH #9**

**I forgot my password, and it's going to take 30 minutes to reset it.**

The easiest way to reset your password is by using your verified email address or verified mobile phone number. If you reset your password using one of these options, you can use your FSA ID immediately. You have to wait 30 minutes only if you reset your password using your challenge questions.

There are lots of resources online to help you create and use your FSA ID; visit <https://studentaid.gov/fsaid> for more FSA ID information. In no time, you'll have your very own FSA ID, too!

**CREATE YOUR  
FSA ID TODAY**

<https://fsaid.ed.gov/npas>

## Checklist: FAFSA

### PREPARING FOR THE FAFSA

Check as you prepare to file the FAFSA:

- If filing the FAFSA online, you, and at least one parent if you are a dependent student, must sign the application. Both of you will need an FSA ID. You may each apply for an FSA ID at <https://fsaid.ed.gov>.
- If using the PDF FAFSA, go to [www.fafsa.gov](http://www.fafsa.gov). If using the paper FAFSA, request one by calling 1.800.4.FED.AID (1.800.433.3243).
- Find the federal school codes for your colleges at [www.fafsa.gov](http://www.fafsa.gov).

### FILING THE FAFSA

Check as you complete the FAFSA:

- You and the appropriate family members have signed the forms.
- You have listed all the schools to which you are applying for admission.
- You have printed a copy or made a copy of your completed FAFSA for your records.
- If you do not have enough room for all your schools, list your first 10 choices on the FAFSA. Once you have received your valid SAR, you can then edit the school list so that your FAFSA data is transmitted to the remaining schools.

**Note:** Do not send information about special circumstances to the schools listed on the FAFSA until you contact the financial aid offices about your application information. The financial aid offices will tell you what is needed.

THREE TYPES OF  
FEDERAL FINANCIAL AID—

**GRANTS,  
WORK-STUDY,  
& LOANS.**

## Tips for completing the FAFSA

### Meet all financial aid deadlines.

- Check each college’s deadline and/or “priority filing date” and file your FAFSA in time to meet those deadlines.
- Contact the financial aid office regarding other applications or forms you may be required to submit.

### Sign the FAFSA appropriately.

- You and your appropriate family member will need to acquire an FSA ID from <https://fsaid.ed.gov> to electronically sign your online FAFSA. Failure to do so may cause you to lose out on financial assistance you may be otherwise qualified to receive.

### List all the colleges to which you are applying for admission.

- Your FAFSA information will only be sent to the colleges you specify (you may list up to 10)
- Each college has a six-digit federal school code
- Visit [www.fafsa.gov](http://www.fafsa.gov) to search for federal school codes

### Contact your college to report special circumstances.

- Since the FAFSA does not include space for you to explain special financial circumstances unique to you and your family, an explanation of the situation should be communicated directly to the college(s) you’re applying to.
- Special circumstances might include unusual medical bills, an impending divorce, expected unemployment, or other situations.
- Do not mail this correspondence with your FAFSA because this could slow down the processing of your financial aid application.

### Do not delay completing the FAFSA because you are waiting to hear if you have been accepted to a college.

- You should file your FAFSA as soon as possible on or after October 1 regardless of whether or not you have been accepted to college.
- Waiting until you have been accepted could result in missing important financial aid deadlines, making you ineligible for financial aid you might otherwise have been able to receive.

## FAQs about completing the FAFSA

### You are considered a dependent student but have no contact with your parents. What should you do?

Submit your FAFSA without any parent data. You will receive a request for information from your college financial aid administrator. If you do not receive a request for information, contact the financial aid office and request a “Dependency Override.” The college financial aid administrator can use professional judgment to determine if a student should be treated as an independent student. You will need to provide the financial aid office documentation of your circumstances. The financial aid administrator will not automatically change your dependency status just because you request it. The decision is based on the financial aid administrator’s judgment based on the facts of your specific situation, and is final.

### What’s the easiest/fastest way to complete the FAFSA?

To make filing easier, the U.S. Department of Education offers the IRS Data Retrieval Tool to automatically transfer tax information from the IRS directly into the FAFSA. This tool is available for those who have completed their prior-prior year taxes at the time of FAFSA filing. Go to [www.fafsa.gov](http://www.fafsa.gov) to learn more about using the tool.

### What if you are a dependent student, but your parents are divorced or separated? Whose financial information should be used on the FAFSA?

You should report information about the parent you lived with the majority of the time during the year before the date you file your FAFSA. If you didn’t live with either parent, or if you lived with each parent an equal amount of time, report information about the parent who provided the greatest amount of financial support during the year before the date you file your FAFSA. If you didn’t receive any parental financial support during that time, you must report information about the parent who most recently provided the greater amount of parental support.

### Do you report stepparent information?

Information about both of your parents (biological or adoptive), as long as they are living together, is required on the FAFSA, regardless of their marital status or gender.

**If your biological parents are deceased, whose income should you report on the FAFSA?**

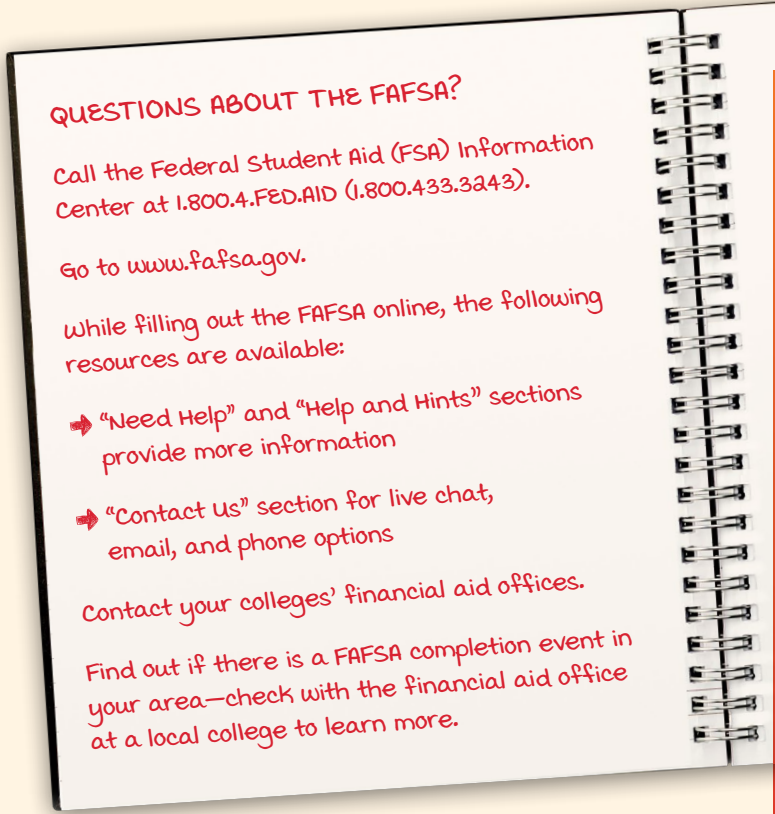
If both biological parents are deceased, you will be considered an independent student, and only your financial information is required.

**Why does Federal Student Aid (FSA) ask for prior-prior year income information from the year before you go to college?**

Studies have consistently shown that verifiable income tax information from the prior-prior year (2018 for the 2020-2021 award year) is more accurate than projected information when estimating how much the family will be able to contribute during the coming school year.

**What should you do if your family has special circumstances that are not mentioned in the application?**

Talk to the college’s financial aid administrator. If your family’s circumstances have changed due to loss of employment, loss of benefits, death, or divorce, the financial aid administrator might decide to adjust data elements used to calculate the Expected Family Contribution (EFC). The adjustment might increase your eligibility for financial aid.



**Federal financial aid**

Federal financial aid takes three basic forms—grants, work-study, and loans. Find more specifics at <https://studentaid.ed.gov>. Keep in mind that other aid may be available from the state, the college, or other organizations.

**GRANTS (DO NOT HAVE TO BE REPAID)**

Program	Eligibility requirements	Annual award	Application deadline	Forms required	More information
Federal Pell Grant	<ul style="list-style-type: none"> <li>Undergraduates</li> <li>U.S. citizen or eligible noncitizen</li> <li>Demonstrate financial need</li> <li>Enrolled at least half-time</li> </ul>	Maximum award for 2019-2020 is \$6,195	Contact your financial aid office	FAFSA <a href="http://www.fafsa.gov">www.fafsa.gov</a>	Award amount depends on program funding, COA, EFC, full- or part-time enrollment, and Lifetime Eligibility Used (LEU). Lifetime eligibility is limited to the equivalent of six years of full-time funding or 600 percent.
Federal Supplemental Educational Opportunity Grant (FSEOG)	<ul style="list-style-type: none"> <li>Undergraduates</li> <li>U.S. citizen or eligible noncitizen</li> <li>Demonstrate exceptional financial need</li> <li>Enrolled at least half-time at a qualifying college</li> <li>Recipient of a Federal Pell Grant</li> </ul>	Between \$100 and \$4,000	Contact your financial aid office	FAFSA <a href="http://www.fafsa.gov">www.fafsa.gov</a>	Award amount depends on amount of funds the college has to award, and full- or part-time enrollment.
Federal Teach Grant	<ul style="list-style-type: none"> <li>Undergraduates/graduate/post-baccalaureate students at qualifying colleges pursuing a career in teaching</li> </ul>	Maximum award for 2019-2020 is \$3,764	Contact your financial aid office	FAFSA <a href="http://www.fafsa.gov">www.fafsa.gov</a>	Must agree to teach in a high-need field serving low-income students for four years. If service obligation is not fulfilled, TEACH grant converts to a Direct Unsubsidized Loan, which must be repaid with interest retroactively.
Iraq and Afghanistan Service Grant	<ul style="list-style-type: none"> <li>Undergraduates whose parent or guardian was a member of the U.S. Armed Forces and died as a result of performing military service in Iraq or Afghanistan after the events of 9/11</li> <li>U.S. citizen or eligible noncitizen</li> <li>Ineligible for a Federal Pell Grant due only to having less financial need than is required to receive Pell funds</li> <li>Less than 24 years old or enrolled at least part-time at an institution of higher education at the time of the parent’s or guardian’s death</li> </ul>	Maximum award for 2019-2020 is \$5,829.50	Contact your financial aid office	FAFSA <a href="http://www.fafsa.gov">www.fafsa.gov</a>	<p>Payment adjusted for less than full-time study.</p> <p>Total amount may not exceed the equivalent of six years of Iraq and Afghanistan Service Grant funding.</p>

**WORK-STUDY (MONEY EARNED WHILE ATTENDING SCHOOL; DOES NOT HAVE TO BE REPAID)**

Program	Eligibility requirements	Annual award	How to apply	Forms required	More information
Federal Work-Study	<ul style="list-style-type: none"> <li>Undergraduate or graduate students</li> <li>U.S. citizen or eligible noncitizen</li> <li>Demonstrate sufficient financial need</li> <li>Enrolled at least half-time at a qualifying college</li> </ul>	<ul style="list-style-type: none"> <li>Depends on financial need and amount college has to award</li> <li>Contact the financial aid office</li> </ul>	Complete the FAFSA and contact the financial aid office	FAFSA <a href="http://www.fafsa.gov">www.fafsa.gov</a>	Depends on the amount of funds your college has to award. Funds are limited—early filers receive priority. You work for an employer at an hourly rate earning at least the minimum wage. Your college may also offer its own work-study program.

**LOAN PROGRAMS (BORROWED MONEY THAT MUST BE PAID BACK WITH INTEREST)**

Program	Eligibility requirements	Annual award	Application deadline	Forms required	Repayment information	More information
Federal Direct PLUS Loan	<ul style="list-style-type: none"> <li>Biological or adoptive parent of a dependent undergraduate student who is enrolled at least half-time at a qualifying college</li> <li>Graduate or professional students enrolled at least half-time</li> <li>Not have an adverse credit history</li> </ul>	Up to the cost of attendance minus any financial aid you are eligible to receive	<ul style="list-style-type: none"> <li>Complete the FAFSA</li> <li>A Master Promissory Note (MPN) is required</li> <li>Contact the college you will be attending for information about signing the MPN</li> </ul>	FAFSA and MPN	<ul style="list-style-type: none"> <li>Repayment begins after the final PLUS loan disbursement; however the borrower may qualify for a deferment of the first payment until six months after the student is no longer enrolled at least half-time</li> <li>Maximum repayment term depends upon total principal balance but might extend from 10-25 years</li> <li>For PLUS loans first disbursed on or after July 1, 2019, interest rate is a fixed 7.08 percent</li> </ul>	<p>Applicants must pass a credit check to be eligible for a PLUS loan. If they don't pass, they might still be able to receive a loan if they can demonstrate that extenuating circumstances exist or if they secure a creditworthy endorser. A PLUS loan is an Unsubsidized loan and the borrower is responsible for paying all interest that accrues on the loan.</p> <p>There is a loan fee of 4.236 percent for loans disbursed on or after October 1, 2019 and prior to October 1, 2020.</p>
Federal Direct Subsidized Loan	<ul style="list-style-type: none"> <li>U.S. citizen or eligible noncitizen</li> <li>Undergraduate students enrolled at least half-time at a qualifying college</li> <li>Demonstrate sufficient financial need</li> </ul>	See <i>Federal Direct Loan Limit Amounts</i> chart on the following page for amounts	<ul style="list-style-type: none"> <li>Complete the FAFSA</li> <li>A Master Promissory Note (MPN) is required</li> <li>Contact the college you will be attending for information about signing the MPN</li> </ul>	FAFSA and MPN	<ul style="list-style-type: none"> <li>Repayment begins six months after you graduate, withdraw from school, or drop below half-time enrollment</li> <li>Maximum repayment term depends upon total principal balance but might extend from 10-25 years</li> <li>For Subsidized loans first disbursed on or after July 1, 2019, interest rate is a fixed 4.5 percent</li> </ul>	<p>These loans are awarded based on financial need. The borrower is not charged interest during periods of enrollment and during authorized deferments. The federal government pays (subsidizes) the interest during these periods. Your college will calculate your need for the Direct Subsidized Loan.</p> <p>For first-time borrowers on or after July 1, 2013, the max period of time you can receive Direct Subsidized Loans is 150 percent of the published length of your program of study. Find length of study in your school's catalog.</p> <p>There is a loan fee of 1.059 percent for loans disbursed on or after October 1, 2019 and prior to October 1, 2020.</p>
Federal Direct Unsubsidized Loan	<ul style="list-style-type: none"> <li>U.S. citizen or eligible noncitizen</li> <li>Undergraduate or graduate students enrolled at least half-time at a qualifying college</li> </ul>	See <i>Federal Direct Loan Limit Amounts</i> chart on the following page	<ul style="list-style-type: none"> <li>Complete the FAFSA</li> <li>A Master Promissory Note (MPN) is required</li> <li>Contact the college you will be attending for information about signing the MPN</li> </ul>	FAFSA and MPN	<ul style="list-style-type: none"> <li>Repayment begins six months after you graduate, withdraw from school, or drop below half-time enrollment</li> <li>Maximum repayment term depends upon total principal balance but might extend from 10-25 years</li> <li>For Unsubsidized loans first disbursed on or after July 1, 2019, interest rate is a fixed 4.5 percent for undergraduates and 6.08 percent for graduate students</li> </ul>	<p>You are not required to show financial need to receive a Direct Unsubsidized Loan. You are responsible for the interest charged from the time the loan is disbursed until it is paid in full. You can pay the interest as it accrues or allow the interest to be "capitalized," which means the interest will be added to the principal amount of the loan. Capitalized interest increases the amount you repay. Your college will determine your eligibility for an Unsubsidized loan, including the loan amount for which you are eligible.</p> <p>There is a loan fee of 1.059 percent for loans disbursed on or after October 1, 2019 and prior to October 1, 2020.</p>

**FEDERAL DIRECT LOAN LIMIT AMOUNTS**

Year	Dependent undergraduates (except students whose parents are unable to obtain PLUS Loans)	Independent undergraduates (and dependent undergraduate students whose parents are unable to obtain PLUS Loans)	Graduate or Professional Students
First year	\$5,500	\$9,500	\$20,500 (Unsubsidized only)
	No more than \$3,500 may be in subsidized loans		
Second year	\$6,500	\$10,500	
	No more than \$4,500 may be in subsidized loans		
Third year and beyond (each year)	\$7,500	\$12,500	
	No more than \$5,500 may be in subsidized loans		
Total amount you can borrow	\$31,000	\$57,500	\$138,500 <sup>1</sup> for graduate or professional students—no more than \$65,500 may be in subsidized loans. The graduate aggregate limit includes all federal loans received for undergraduate study.
	No more than \$23,000 may be in subsidized loans		

<sup>1</sup> Graduate and professional students enrolled in certain approved health professions programs may borrow additional Direct Unsubsidized Loans beyond this amount. Please check with the financial aid office at your school for more details.



**Scholarships**

Scholarships are a form of gift aid—money that does not have to be repaid. Conduct your own scholarship search—make every effort to find this free money. There are many scholarships awarded each year, some are based on academics or athletics but thousands are based on a variety of other criteria, including:

- The high school you attended
- The community in which you grew up
- Community service you performed
- The program of study you intend to pursue
- How much financial need you demonstrate
- Hobbies, skills, or special interests

Simply put, there are thousands of scholarships awarded every year that have nothing to do with your academic

or athletic performance. However, scholarship donors are not going to come looking for you. It’s up to you to make every effort to find these opportunities.

**SCHOLARSHIP DONORS**

Be sure to investigate the scholarship opportunities offered by the colleges that interest you. The college’s financial aid office or website should have a list of scholarships that are available at the college.

Look to other sources, including religious and civic groups, community organizations, employers, and other corporations, foundations, and even some individuals.

**SCHOLARSHIP SEARCHES**

To maximize your chances of receiving scholarship funds, you should develop a plan to search and apply for scholarships. A good place to start your scholarship search is the Internet.

There are several scholarship search sites on the web. You will have to provide some personal information in order for the scholarship search engine to be effective, but be careful! Not all scholarship search sites are legitimate. Five of the major legitimate scholarship search sites are:

- Fastweb: [www.fastweb.com](http://www.fastweb.com)
- College Board: [www.bigfuture.collegeboard.org](http://www.bigfuture.collegeboard.org)
- Kaleidoscope: <https://app.mykaleidoscope.com/>
- U.S. Department of Labor: [www.careerinfonet.org/scholarshipsearch](http://www.careerinfonet.org/scholarshipsearch)
- Golden Door Scholars: [www.goldendoorscholars.org](http://www.goldendoorscholars.org)

## OTHER POINTS TO CONSIDER IN A SCHOLARSHIP PROGRAM

- ➔ Fraudulent scholarship operations often use official-sounding names containing words, such as federal, national, administration, division, federation, and foundation. Do not be fooled by a name that seems reputable or official, an official-looking seal, or a Washington, D.C. address.
- ➔ If you win a scholarship, you will generally receive official notification by mail or email, not by telephone. If the sponsor calls to inform you, they will generally send written documentation of the scholarship. If a request for money is made by phone, the operation is probably fraudulent.
- ➔ Beware of telephone numbers with a 900 area code. These will charge you a fee of several dollars a minute for a call that could be a long recording and provides only a list of addresses or names.
- ➔ A dishonest operation might put pressure on an applicant by saying that awards are on a first-come, first-served basis. Some scholarship programs give preference to the earliest qualified applications. However, if you are told (especially on the telephone) that you must respond quickly but, you will not hear about the results for several months, there might be a problem.
- ➔ Be wary of endorsements. Fraudulent operations claim endorsements by groups with names similar to well-known private or government organizations. The Better Business Bureau and government agencies do not endorse businesses.

### APPLYING FOR SCHOLARSHIPS

Successful scholarship applicants generally don't apply for just one scholarship. They apply for several and so should you. Many scholarships require you to complete a formal scholarship application. They may also request additional information such as:

- An essay or personal statement
- Letters of recommendation
- Examples of work in a specific study area
- SAT/ACT scores
- Transcripts
- Telephone or in-person interview

Follow all directions, meet all deadlines, submit complete error-free applications, and provide all additional information requested. Finally, write thank you notes to all who helped in your search, especially the donor.

### RECEIVING A SCHOLARSHIP

Most scholarships are paid to the college on your behalf. Some may be made co-payable to you and the college. If this happens, you will be required to endorse the check. Alternately, some scholarship donors may send the scholarship funds directly to you. If you receive a scholarship check, advise the financial aid office at your school immediately upon receipt.

Outside scholarships are considered resources, meaning they reduce your financial aid package dollar for dollar. Your college does not have a choice in the matter. Federal regulations require the school to reduce the financial aid package when the total aid from all sources exceeds the school's cost of education by more than \$300. (Certain types of grants, such as the Pell Grant, do not get reduced. An outside scholarship is most likely to affect campus-based aid, such as the FSEOG grant, Federal Work-Study and the college's own student aid funds.) You are required to report any outside scholarships to the school's financial aid office. If you fail to report an outside scholarship, you may be required to repay the school or the government all or part of your need-based financial aid package.

Finally, most scholarships that pay for tuition and fees are not taxable. However, it is possible that some or all of the scholarship funds could count as income and could be taxable. Make sure you seek advice to determine if any scholarship funds should be claimed on your tax forms.

### Scholarship scams

Securing money to pay for a college education can cause a great deal of stress in a family. Some unscrupulous companies prey upon the stress the financial aid search can cause. The Federal Trade Commission (FTC) warns students and their parents to watch for these six warning signs of a scholarship scam.

#### WARNING SIGNS

1. **“The scholarship is guaranteed or your money back.”** No service can guarantee that it will get you a grant or scholarship. Review a service's refund policies in writing before you pay a fee. Typically, fraudulent scholarship search services require that applicants show rejection letters from each of the sponsors on the lists they provide to request a refund of any fees paid. If a sponsor no longer exists, if it really does not provide scholarships, or if it has a rolling application deadline, letters of rejection are almost impossible to obtain.
2. **“The scholarship service will do all the work.”** Unfortunately, nobody else can fill out the personal information forms, write the essays, and supply the references that many scholarships require.
3. **“The scholarship will cost some money.”** Some legitimate scholarship sponsors charge fees to defray their processing expenses. But before you send money to apply for a scholarship, investigate the sponsor. “Free” money shouldn't cost you a thing.
4. **“You can't get this information anywhere else.”** Scholarship directories are available in any large bookstore, public library, or high school counseling office. Additional information on private scholarship programs, including scams, can be found at [www.finaid.org](http://www.finaid.org).



5. **“You are a ‘finalist’ in a contest you never entered, or you have been selected by a ‘national foundation’ to receive a scholarship.”** Most legitimate scholarship programs never seek particular applicants and will most likely only contact you in response to an inquiry. If you think there is a real possibility that you might have been selected to receive a scholarship, investigate before you send money to be sure the sponsor or program is legitimate.
6. **“The scholarship service needs your credit card or checking account number in advance.”** Never provide your credit card or checking account number on the telephone to the representative of an organization that you do not know. A legitimate need-based scholarship will not ask for your checking account number. Get information in writing first. An unscrupulous operation does not need your signature on a check. It schemes to set up situations that allow it to drain a victim’s account with unauthorized withdrawals.

## Avoiding scams

The Federal Trade Commission and College Parents of America (CPA) have partnered to provide tips on recognizing deceptive scholarship and financial aid practices. CPA is a resource, advisor and advocate working on behalf of the millions of parents of current and future college students throughout the United States. For more information about CPA, call toll free 1-888-256-4627 or visit CPA at [www.collegeparents.org](http://www.collegeparents.org). Also visit <https://studentaid.ed.gov/sa/types/scams> for additional information.

## Your rights and responsibilities

### YOUR RIGHTS

You have a right to receive the following information from your college:

- What financial aid is available, including information about federal, state, and college programs
- Deadlines for applying for each kind of aid
- The cost of attendance and the refund policies if you withdraw
- Criteria used to select aid recipients
- How your financial need is determined, including how student expenses are calculated in your budget
- What resources are considered in determining your need, such as parent contribution, other financial aid and benefits, assets, and so on
- How much of your financial need has been met
- What aid resources make up your financial aid package
- What part of the aid is a loan and must be repaid, and what part is grant aid
- The interest rate on your student loan, the total amount that must be repaid, the procedures for paying back the loan, how long you have to repay, and when repayment begins
- Procedures for appealing a financial aid decision if you think you have been treated unfairly or if your aid package is inadequate
- How the college determines whether or not you are making Satisfactory Academic Progress and what happens if you are not

### YOUR RESPONSIBILITIES

You have a responsibility to:

- Review and consider all information about a college’s program before you enroll
- Complete your application for student financial aid accurately and submit it to the right place on time (errors can delay your getting aid, and intentional misreporting of information is a violation of law subject to penalties under the U.S. Criminal Code)
- Return all additional documentation, verification, corrections, and/or new information requested either by the financial aid administrator or the agency to which you submitted your application
- Read and understand all forms that you are asked to sign, keep copies of them, and accept responsibility for all agreements you sign
- Notify the lender/servicer of your loans about any changes in your name, address, or school status
- Satisfactorily perform the work associated with aid in the form of student employment
- Know and comply with the deadlines for applying and reapplying for aid
- Know and comply with your college’s refund policies and procedures



## IF YOU HAVE TO BORROW MONEY TO ATTEND COLLEGE

Borrow only what you need. Just because you are eligible to borrow a certain amount, don’t automatically do so. If you can manage with less, borrow less.

Think about how much you’ll make versus how much you borrow. Loans add up over your college career. Think about whether your job after graduation will pay enough to make the payments on the amount you borrow. Visit the Occupation Finder at [www.bls.gov/ooh](http://www.bls.gov/ooh) to estimate your starting salary.

If you have other income and borrow Unsubsidized loans, try to make interest payments while you are still in college. Or simply borrow less. This will significantly decrease the amount of money you will have to repay after you graduate.



# The final decision

Your financial aid award letters have arrived. Now is the time to carefully consider your options and select the types of aid and school that are the best fit for you. This section will help you choose the right school, guide you through the final steps in receiving your financial aid, and help you financially prepare yourself for college.

## Understanding your award letter

Once you have been accepted for enrollment at any college and have applied for financial aid by completing the Free Application for Federal Student Aid (FAFSA) and any other financial aid forms required by the college, you and your family will receive a financial aid award letter. This letter will detail the amount of financial support the college is able to provide for the upcoming year. You might receive the award letter along with your notice of acceptance. Some colleges make the award letters available online. Check with your colleges to see how they distribute the award letters.

### READ THE FINE PRINT

- Read your award letter carefully to ensure you understand all terms and conditions so you can decide if you want to accept any, or all, of the aid offered. Look for instructions for your next steps. You might need to complete additional paperwork (e.g., loan applications).
- Determine if grants or scholarships are available for more than one year. If so, what are the applicable conditions?
- When comparing financial aid awards, consider your final out-of-pocket cost. An award containing loans may have a higher ultimate out-of-pocket cost than an equivalent award that contains mostly grants.

### MAKE YOUR COLLEGE AWARE OF ANY SPECIAL CIRCUMSTANCES

Has your family situation changed since you filed the FAFSA? Has a parent become unemployed or ill? Have you been awarded additional private scholarships? You must

report any changes to the college. Even name and address changes must be reported. Any of these changes can affect your award.

### WHAT IF IT'S NOT ENOUGH?

If after reading the award letter you believe that the award and your family savings are not enough to cover all of your expenses, don't panic! There are other options for getting the money you need to attend the college of your choice.

- Research other sources for private scholarships. It might not be too late to apply.
- Consider any potential benefits from your parents' places of employment. Look beyond just tuition and scholarships, such as programs to lower the cost of computers, insurance, or travel.
- See if your college offers a payment plan that allows tuition expenses to be spread out over the year.
- Make sure your financial aid office is aware of any unique situations that affect your ability to pay for school.

### MEET DEADLINES

The clock is ticking! Once you've chosen your college, you might need to inform the college, in writing, about how much of the award you plan to accept. If you don't respond by the date indicated, your award could be in jeopardy.

### WHAT YOU MIGHT SEE ON AN AWARD LETTER

The award letter provides a summary of the estimated cost of attendance along with financial aid the college is offering you.

Here's an example of an award letter

## Sample University award letter

### Costs in the 2019-2020 year

Estimated cost of attendance for full-time enrollment	\$25,000/year
Tuition and fees	\$14,000
Housing and meals (On-campus resident)	\$8,000
Books and supplies	\$1,000
Transportation	\$600
Other educational costs	\$1,400

### Grants and scholarships to pay for college

Total Grants and Scholarships ("Gift" aid; no repayment needed)	\$13,600/year
Grants from your school	\$8,000
Federal Pell Grant	\$3,570
Grants from your state	\$1,000
Other scholarships you can use	\$1,030

### What you will pay for the 2019-2020 year

Net price (Cost of attendance minus total grants and scholarships)	\$11,220/year
---	---------------

### OPTIONS TO PAY NET PRICE

#### Work options

Work-study (Federal, state, or institutional)	\$1,000/year
---	--------------

#### Loan options\*

Federal Direct Subsidized Loan	\$3,500/year
Federal Direct Unsubsidized Loan	\$2,000/year

\*Recommended amounts shown here. You may be eligible for a different amount. Contact your financial aid office.

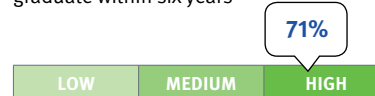
#### Other options

<b>Family contribution</b> (As calculated by the institution using information reported on the FAFSA or to your institution)	\$2,323/year
---	--------------

- Payment plan offered by the institution
- Parent PLUS Loan
- Military and/or National Service benefits
- Non-Federal private education loan

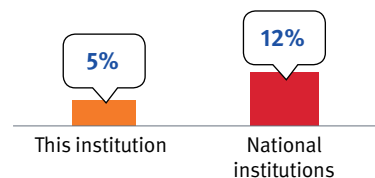
### GRADUATION RATE

Percentage of full-time students who graduate within six years



### LOAN DEFAULT RATE

Percentage of borrowers entering repayment and defaulting on their loan



### MEDIAN BORROWING

Students at Sample University typically borrow \$20,000 in Federal loans over four years. The Federal loan payment over 10 years for this amount is approximately \$196.84 per month. Your borrowing amount may be different.

### REPAYING YOUR LOANS

To learn about loan repayment choices and work out your Federal Loan monthly payment, go to: <http://studentaid.ed.gov/repay-loans/understand/plans>

### FOR MORE INFORMATION AND NEXT STEPS:

Sample University (SU)  
Financial Aid Office  
123 Main Street  
Anytown, ST 12345  
Telephone: 123.456.7890  
Email: [financialaid@sampleuniv.edu](mailto:financialaid@sampleuniv.edu)



# MAKE YOUR DECISION

A quick way to compare offers and determine your net costs is to subtract all your grant, scholarship, and other free aid from your cost of attendance. Keep in mind that colleges have different ways of awarding financial aid, as well as different costs of attendance.<sup>1</sup> If you have more than two schools to compare, make copies of this page before starting.

		College (fill-in)					
		Sample college					
EVALUATE	Pros	Top-rated program, low cost of living					
	Cons	May need a car, limited housing options					
COST OF ATTENDANCE	Tuition and fees	\$14,000					
	Room and board <sup>2</sup>	\$8,000					
	Books and supplies	\$1,000					
	Computer allowance	-					
	Transportation	\$600					
	Other costs	\$1,400					
	<b>Total college costs (A)</b>	<b>\$25,000</b>					
GRANT/SCHOLARSHIP AID	Federal Pell Grant	\$3,570					
	Federal Supplemental Educational Opportunity Grant (FSEOG)	-					
	State Grant	\$1,000					
	Other grants	-					
	Scholarships	\$1,030					
	Institution-based aid	\$8,000					
	Work-Study (work to earn)	\$1,000					
	<b>Total grant/scholarship aid (B)</b>	<b>\$14,600</b>					
<b>Your net price (A – B)</b>	<b>\$10,400</b>						
LOANS		Offered	Accept/Declined \$	Offered	Accept/Declined \$	Offered	Accept/Declined \$
	Federal Direct Subsidized Loan	\$3,500	Accept \$3,500				
	Federal Direct Unsubsidized Loan	\$2,000	Accept \$2,000				
	Federal PLUS Loan	\$4,900	Declined -				
	Private loan	-	-				
	<b>Total loan aid (C)</b>	<b>\$5,500</b>					
SUMMARY	<b>Total financial aid (B + C = D)</b>	<b>\$20,100</b>					
	<b>Your out-of-pocket costs (A – D)</b>	<b>\$4,900</b>					

<sup>1</sup> Not all colleges participate in all of the financial aid programs listed above.

<sup>2</sup> If room and board aren't part of your housing contract, check with the college's housing office, or check the local paper or online for rental costs.

# Oregon high school requirements

## Credits needed for graduation

### DIPLOMA REQUIREMENTS

According to the State Board of Education’s graduation requirements, which were phased in between 2010 and 2014, Oregon students earn a diploma by completing at least 24 required credits. Additional credits may be required depending upon your local school district. Required credits are in English, math, and science, and students must demonstrate proficiency in essential skills. The requirements ensure that each student is prepared for transition to advanced learning, work and citizenship when they leave high school.

### Credit for proficiency

Students can earn credits by successfully demonstrating knowledge and skills defined by standards that meet or exceed defined levels of performance. Proficiency may be demonstrated through classroom work or documentation of learning experiences outside of school or through a combination of these means.

### Essential Skills

The Essential Skills are 21<sup>st</sup> century skills needed for success in college, the workplace, and civic life. Oregon students are required to demonstrate proficiency in certain Essential Skills as part of the requirement to earn a high school diploma. These required skills include reading, writing, and math.

The State Board of Education has approved three assessment options for students to demonstrate Essential Skills proficiency: OAKS state test, Smarter Balance Assessment, work samples using official scoring guides, or other approved standardized tests (e.g., SAT, PreACT, ACT, PSAT, Work Keys, Compass, ASSET, AP exams).

Additional required Essential Skills include:

- Listen actively and speak clearly and coherently
- Think critically and analytically
- Use technology to learn, live, and work
- Demonstrate civic and community engagement
- Demonstrate global literacy

### Personalized learning requirements

These requirements personalize the diploma for each student and help prepare them for their post-high school goals.

- Education plan and profile: Students develop an education plan and profile to guide their learning and document academic achievement and progress toward their personal, career, and post-high school goals.
- Career-related learning experiences: Students take part in experiences that connect classroom learning with real-life experiences in the workplace, community, and/or school relevant to their education plan.
- Extended application: Students apply and extend their knowledge in new and complex situations related to the student’s personal and career interests and post-high school goals through critical thinking, problem solving, or inquiry in real-world contexts.

For general information about the Oregon Diploma, visit [www.oregon.gov/ode/students-and-family/OregonDiploma/Documents/diploma-qa.pdf](http://www.oregon.gov/ode/students-and-family/OregonDiploma/Documents/diploma-qa.pdf).

Area of study	Credits needed for graduating class of 2014 or later
English/language arts	4
Mathematics	3 (Algebra I and above) <sup>1</sup>
Science	3 (scientific inquiry and lab experiences) <sup>1, 2</sup>
Social studies	3
Physical education	1
Health	1
Career and technical ed, the arts, second language	3
Electives	6
<b>Total credits</b>	<b>24</b>

<sup>1</sup> Applied and integrated courses aligned to standards can meet credit requirements.

<sup>2</sup> Lab experiences can take place outside of the school in field-based experiences.

# Oregon college transfer options

## Community college degrees and transfer requirements

Oregon colleges offer a very wide variety of education options that lead to certificates, associate degrees, bachelor’s degrees, and graduate/professional degrees.

Community colleges typically offer associate degrees that can be completed in two years. They also offer certification programs, non-credit classes, and specialized training programs that are often created in partnership with local industries.

Another community college option is to complete one or two years of study at a community college and then transfer to a four-year university. To ensure a good transfer plan, it is important to talk with your academic advisor at your current college, the four-year college you hope to enter, and the academic department to which you are transferring. The table below provides additional information about transfer programs.

Transfer policies for independent colleges and universities in Oregon may vary. You should contact the independent college you are interested in attending for more information about its requirements.

### ASSOCIATE OF ARTS/OREGON TRANSFER DEGREE (AAOT)

All of Oregon’s 17 community colleges offer the AAOT degree. Students must complete 90 credits.

### DEGREE PARTNERSHIP PROGRAMS

Oregon’s public universities work with Oregon’s community colleges to offer flexible academic options to students. These are commonly referred to as “degree partnership,” “dual enrollment,” or “co-admission” programs. Students in these programs can be formally enrolled at both a community college and an Oregon public university campus at the same time. For more information, visit each of the public university’s websites.

### ASSOCIATE OF SCIENCE/OREGON TRANSFER DEGREE IN BUSINESS (ASOT-BUS)

The ASOT-BUS degree is not currently offered at all community colleges in Oregon. You should contact the community college you plan to attend to determine if they offer this program. A minimum of 90 credits is required to earn this degree. At least 62-65 of those credits must meet a set of general guidelines, and another 20 credits must be earned based on business-specific requirements.

### OREGON TRANSFER MODULE (OTM)

The OTM is an approved subset of general education courses that is transferable among and between all public two-year and four-year colleges and universities in Oregon. Courses are selected from an approved list of general education requirements, determined by each Oregon community college, Oregon public university, or participating Oregon independent college or university. The OTM is designed to improve student access to a college degree by enhancing opportunities for the transfer of credits earned at one community college or Oregon public university campus to another public college or university.

At the time of transfer, the receiving institution may specify additional coursework for a major or a degree, and for any additional institution-specific general education requirements not included in the OTM.

### OTHER TYPES OF TRANSFERS

You may transfer college credits between most colleges, and have some or all credits earned at one college apply toward degree requirements at another. However, each college has its own specific requirements about the kind and number of credits that can be accepted for transfer. Be sure to talk with a college counselor about transfer requirements before you start the transfer process.

Public universities	Minimum transfer GPA	Minimum transfer credits	Second language requirement	More transfer requirements
Eastern Oregon University	2.25	30	Yes	Yes
Oregon Institute of Technology	2.25	36	Yes	Yes
Oregon State University	2.25	36	Yes	Yes
Portland State University	2.25	30	Yes	Yes
Southern Oregon University	2.25	36	Yes	Yes
University of Oregon	2.25 <sup>1</sup>	36	Yes	Yes
Western Oregon University	2.25	36	Yes	Yes

<sup>1</sup> UO: 2.25 for Oregon residents; 2.50 for nonresidents  
Source: Individual schools’ websites

# Oregon college profiler

There are many factors important in choosing a college. How you fit in academically and the Cost of Attendance (COA) are important considerations. The charts in this section provide some of the information you need to compare colleges on these factors.

Public universities	Test scores—students enrolled in 2018-2019 academic year Test scores are provided to show you how your scores compare to those of students who enrolled in selected Oregon universities. Some students had lower scores, while other students had higher scores.				Estimated 2019-2020 Cost of Attendance before financial aid Cost figures are estimated and your actual costs could vary.
	SAT 25 <sup>th</sup> percentile	SAT 75 <sup>th</sup> percentile	ACT 25 <sup>th</sup> percentile	ACT 75 <sup>th</sup> percentile	
Eastern Oregon University	940	1133	18	23	\$23,505
Oregon Health & Science University	Not applicable	Not applicable	Not applicable	Not applicable	\$38,959
Oregon Institute of Technology	1030	1240	20	26	\$28,380
Oregon State University	1080	1300	22	28	\$27,909
Portland State University	1010	1230	18	25	\$26,953
Southern Oregon University	920	1150	19	25	\$28,854
University of Oregon	1080	1290	22	28	\$28,764
Western Oregon University	Not applicable	Not applicable	Not applicable	Not applicable	\$23,853

## Community colleges

**Estimated 2019-2020 Cost of Attendance before financial aid.** Cost figures are estimated and your actual costs could vary.

Blue Mountain CC	\$19,308	Mount Hood CC	\$20,417
Central Oregon CC	\$21,760	Oregon Coast CC	\$23,500
Chemeketa CC	\$21,537	Portland CC	\$23,286
Clackamas CC	\$19,989	Rogue CC	\$19,806
Clatsop CC	\$19,953	Southwestern Oregon CC	\$18,060
Columbia Gorge CC	\$21,267	Tillamook Bay CC	\$16,328
Klamath CC	\$22,883	Treasure Valley CC	\$15,743
Lane CC	\$20,631	Umpqua CC	\$21,129
Linn-Benton CC	\$23,688		

Costs are shown for full-time students enrolled for the full academic year and include tuition, mandatory fees, and average room and board. They do not include non-mandatory fees or special program-specific fees, and do not include all components of your Cost of Attendance (COA).

**Source of tuition data:** Colleges as reported to OSAC, July 2019.

Test scores are from College Navigator. SAT scores are a combination of the critical reading and math scores, ACT scores are composite scores.  
<https://nces.ed.gov/collegenavigator>

Private colleges	Test scores—students enrolled in 2018-2019 academic year Test scores are provided to show you how your scores compare to those of students who enrolled in selected Oregon colleges. Some students had lower scores, while other students had higher scores.				Estimated 2019-2020 Cost of Attendance before financial aid  Cost figures are estimated and your actual costs could vary.
	SAT 25 <sup>th</sup> percentile	SAT 75 <sup>th</sup> percentile	ACT 25 <sup>th</sup> percentile	ACT 75 <sup>th</sup> percentile	
Birthingway College of Midwifery	Not applicable	Not applicable	Not applicable	Not applicable	\$36,738
Concordia University	990	1170	18	23	\$46,640
Corban University	1030	1200	20	26	\$46,944
George Fox University	1020	1230	21	27	\$52,000
Lewis & Clark College	Test scores not required	Test scores not required	Test scores not required	Test scores not required	\$68,818
Linfield College	1020	1200	20	25	\$59,382
Mount Angel Seminary	Test scores not required	Test scores not required	Test scores not required	Test scores not required	\$39,100
Multnomah University	Not available	Not available	Not available	Not available	\$41,050
National University of Natural Medicine	Not applicable	Not applicable	Not applicable	Not applicable	\$18,044
New Hope Christian College	Test scores not required	Test scores not required	Test scores not required	Test scores not required	\$21,180 <sup>1</sup>
Northwest Christian University	935	1170	18	23	\$44,410
Pacific Northwest College of Art	Test scores not required	Test scores not required	Test scores not required	Test scores not required	\$56,675
Pacific University	1060	1250	21	27	\$62,156
Reed College	1310	1520	30	33	\$75,010
University of Portland	1140	1320	23	28	\$64,024
Warner Pacific University	Test scores not required	Test scores not required	Test scores not required	Test scores not required	\$32,230
Willamette University	Test scores not required	Test scores not required	Test scores not required	Test scores not required	\$68,214

<sup>1</sup> Costs are from school’s website as of August 1, 2019.

Costs are shown for full-time students enrolled for the full academic year and include tuition, mandatory fees, and average room and board. The costs shown above do not include all components of your Cost of Attendance (COA). For informational purposes only.

**Source of tuition data:** Colleges as reported to OSAC, July 2019.

Test scores are from College Navigator. SAT scores are a combination of the critical reading and math scores, ACT scores are composite scores. <https://nces.ed.gov/collegenavigator>



# Oregon financial aid

The Oregon financial aid opportunities included in this section supplement the federal financial aid programs on pages 19-21.

## Grants and scholarships

### GRANTS

The Oregon Higher Education Coordinating Commission's Office of Student Access and Completion (OSAC) administers a number of state-funded programs, including the Oregon Opportunity Grant (OOG), the Oregon Promise Grant and several grant programs for targeted populations, as well as more than 600 privately funded scholarship programs. For 2019-2020, approximately \$77 million will be available for OOG awards, and approximately \$20M available for 2019-2020 Oregon Promise awards. OSAC scholarships provided by private donors and organizations offer more than \$18 million. OSAC's website has links to many other important scholarship and financial aid sites.

#### Oregon Opportunity Grant

For 2019-20, maximum OOG awards will be \$2700 for students attending an Oregon community college and \$3300 for students attending any 4-year public or eligible private nonprofit in Oregon. Grants are prioritized by financial need as demonstrated by each student's Expected Family Contribution (EFC). For 2018-2019, OSAC authorized grants only for students who had EFCs of \$3500 or less. EFC limits for 2019-2020 will also be \$3500 or less.

The application for the OOG program is the Free Application for Federal Student Aid (FAFSA) or the Oregon State Aid Application (ORSAA) for students who cannot complete the FAFSA. (See the "How to Apply" section to the right for more information.) OSAC determines students' eligibility and award amounts and disburses OOG funds each term to schools for delivery to student's individual campus accounts.

#### How to apply for 2020-2021

- **Complete the Free Application for Federal Student Aid (FAFSA) or the Oregon State Aid Application (ORSAA) as soon after October 1 as possible.** The FAFSA is the doorway to all federal financial aid, including loans, grants, and work-study opportunities. A completed FAFSA or ORSAA is all that is required to be considered for the OOG. On the FAFSA or ORSAA, students should list the Oregon college(s) they are interested in or plan to attend. OSAC will determine eligibility for the OOG based on the information provided on the FAFSA or ORSAA, and will notify students by email of their potential award eligibility. Students should resolve any errors on their FAFSA or ORSAA as soon as possible to improve their chances of being awarded. OSAC makes OOG awards until funds are exhausted. Most OSAC scholarship programs also require the FAFSA, while many accept both the FAFSA and the ORSAA.

#### Residency and Oregon tribes

For information about residency requirements and residence classification of members of Oregon tribes, including out-of-state tribal affiliations, visit <https://oregonstudentaid.gov>.

#### Oregon Promise Grant

The Oregon Promise grant is for recent high school and GED graduates who have a grade point average (or equivalent) of at least 2.5 and plan to enroll at least half-time at an Oregon community college within six months of graduation. Awards help to cover community college tuition up to 12 credits per term, after federal and state grant amounts, if any, are applied. New applicants may be subject to eligibility criteria based on their Expected Family Contribution. Learn more at <https://oregonstudentaid.gov/oregon-promise.aspx>.

#### How to apply for 2020-2021

- Students must submit an Oregon Promise Grant application, which will be available in the fall on the OSAC website, and the Free Application for Federal Student Aid (FAFSA), or the Oregon State Aid Application (ORSAA). For the Oregon Promise Grant application, go to <https://oregonstudentaid.gov> and select the Apply Here tab. Select the Oregon Promise button and follow the instructions to apply. First-time applicants must create a login for a Student Profile to gain access to the online application. There are rolling application deadlines throughout the year, depending on the applicant's high school graduation or GED completion date.

### PRIVATELY FUNDED SCHOLARSHIPS

OSAC partners with private donors, employers, foundations, and organizations throughout the state to administer more than 600 scholarships that students can apply for with one common online application that becomes available in the fall.

#### How to apply

- Go to [oregonstudentaid.gov](https://oregonstudentaid.gov) and select the Scholarship tab. Select the Apply Here button and follow the instructions to apply online. First-time applicants will need to create a login for a Student Profile to gain access to the online application.
- Before you begin the online application, find scholarships for which you qualify by searching the online scholarship catalog. You can access the "OSAC Catalog" from the link on the Scholarship homepage and customize your search by using the filters that are available, including: high school type and FAFSA/ORSAA status. When completing your OSAC Scholarship application, you will be recommended for scholarships that you appear to be eligible for, based on your application



information. Students who create an account with The College Place Oregon will receive a list of OSAC administered scholarships where they meet the minimum eligibility criteria, based upon their profile. To create an account, sign up at <https://tinyurl.com/ECMCTCP>

- **Create or update your Activities Chart and Personal Statements.** The online application will open in early November 2019 for the 2020-2021 academic year. You can prepare for the upcoming application season by working on your Activities Chart and Personal Statements. Instructions and examples are located at <https://oregonstudentaid.gov/scholarships.aspx>.
- **Correct transcripts and other required documents must be submitted with the online OSAC Scholarship Application.** Graduating high school seniors can submit a request to their school registrar to submit their transcript (including fall coursework of senior year) electronically to OSAC’s secure web portal. Students may also scan and upload their transcripts directly to the OSAC Scholarship Application. Instructions for transcript and document submission options are available online at <https://oregonstudentaid.gov/scholarships.aspx>. Current college students should carefully review instructions in the online application to ensure that they are sending in the correct transcripts for their year in college and for all colleges attended. All applicants must complete the required activities chart and the four personal statements that are included in the application. **Before clicking the “Submit” button of your application, make sure to print a copy and carefully review your application, Activities Chart, and Personal Statement answers.** After submitting your application, regularly check your Student Profile for messages or until you see “Valid application accepted.”
- **Submit a complete application packet by the absolute deadline of March 1, 2020 at 5 p.m. PST.** However, if you submit your complete application packet by the “early bird” priority deadline—February 15, 2020, by 5 p.m. PST—you will receive an early review of your application with an opportunity to submit corrections if errors are found. Error-free applications

will be entered into a drawing for several \$1,000 scholarships. Check your Student Profile for the status of your application and/or a deadline date to submit corrections to your application. Log back into your Student Profile to see additional application instructions, accept or decline awards, or update personal information.

- **Apply every year you are in school.** Visit <https://oregonstudentaid.gov/scholarships.aspx>. Select the “Apply Here” button and follow the instructions for returning applicants. OSAC retains your application, making it easy to reapply each year.

**THE FORD FAMILY FOUNDATION**

Oregon’s single largest private scholarship provider is The Ford Family Foundation, based in Roseburg, Oregon, with a scholarship office in Eugene. Offering several unique, renewable scholarships for residents of Oregon and Siskiyou County, California, the Foundation will select up to 260 new recipients and award more than \$11 million this year to college students. Successful applications demonstrate the candidate’s understanding of the values of working hard, taking responsibility, giving back, and helping others.

Except for the Ford Sons and Daughters Program, applicants must file a Free Application for Federal Student Aid (FAFSA) or an Oregon Student Aid Application (ORSAA). For details, visit [www.tfff.org](http://www.tfff.org).

**Scholarship programs offered by The Ford Family Foundation include:**

- Ford Scholars Program
- Ford Opportunity Program
- Ford ReStart Program
- Scholarship Program for Sons and Daughters of Employees of Roseburg Forest Products Co.

Students with existing bachelor’s degrees are not eligible for Ford Family Scholarships. Apply through the OSAC Application.

For more information, visit [www.tfff.org](http://www.tfff.org), or contact The Ford Family Foundation Scholarship Office toll-free at 877.864.2872 or [fordscholarships@tfff.org](mailto:fordscholarships@tfff.org).

## Undergraduate students

**SAMPLE OSAC PROGRAMS (FOR A COMPLETE LISTING OF ALL GRANT PROGRAMS AND MORE THAN 600 SCHOLARSHIP PROGRAMS, GO TO OREGONSTUDENTAID.GOV)**

Program	Participating colleges	Residency requirement	Eligibility <sup>1</sup>	Award amount	Application contact
Oregon Opportunity Grant	Public or private nonprofit college or university in Oregon	Oregon residents	<ul style="list-style-type: none"> <li>Financial need</li> <li>Complete FAFSA or ORSAA</li> </ul>	<ul style="list-style-type: none"> <li>\$2,700 at any participating Oregon community college and \$3,300 at any participating four-year public or private nonprofit Oregon college.</li> <li>Award amounts are prorated for half-time attendance</li> </ul>	OSAC
Oregon Promise Grant	Community colleges	Oregon residents	<ul style="list-style-type: none"> <li>Complete Oregon Promise application</li> <li>2.5 GPA</li> <li>Complete FAFSA or ORSAA</li> </ul>	<ul style="list-style-type: none"> <li>Awards help to cover community college tuition after federal and state grant amounts, if any are applied</li> </ul>	OSAC
Oregon National Guard State Tuition Assistance Grant	Oregon community colleges and public universities	Oregon residents	<ul style="list-style-type: none"> <li>Active member of the Oregon National Guard</li> <li>Currently drilling</li> <li>Completed military basic training and passed the Annual Physical Fitness Test</li> <li>Complete FAFSA</li> </ul>	<ul style="list-style-type: none"> <li>This is a "last dollar" program and will be calculated based on the availability of other state and federal grants</li> </ul>	OSAC
Chafee Education and Training Grant	Any Title IV-eligible college in the U.S.	Foster care with Oregon's DHS child welfare or one of nine Tribes in Oregon	<ul style="list-style-type: none"> <li>Complete FAFSA and separate Chafee application</li> <li>Must currently be in foster care or have been for at least 180 days after 14th birthday</li> </ul> OR <ul style="list-style-type: none"> <li>be a former foster youth who was adopted or entered into a guardianship on or after your 13th birthday, and your adoption/guardianship finalized after 9/1/2015</li> </ul>	<ul style="list-style-type: none"> <li>Up to \$2,500 per academic year</li> </ul>	OSAC
Oregon Barber and Hairdresser Grant Program	Participating and accredited Oregon cosmetology colleges	Oregon residents	<ul style="list-style-type: none"> <li>Complete FAFSA</li> </ul>	<ul style="list-style-type: none"> <li>\$300 to \$1,200</li> <li>One-time award</li> </ul>	College financial aid office
Ford Scholars Program	Accredited public or private nonprofit Oregon college or university	Oregon residents	<ul style="list-style-type: none"> <li>Financial need</li> <li>See <a href="http://www.tfff.org">www.tfff.org</a> for additional eligibility requirements</li> <li>Complete FAFSA or ORSAA</li> </ul>	<ul style="list-style-type: none"> <li>Awards 90 percent of unmet financial need</li> <li>Awards vary from \$1,000 to \$25,000 each year</li> <li>Renewable</li> </ul>	OSAC
SEIU Local 503/OPEU	Any Title IV eligible college in the U.S.	Oregon residents	<ul style="list-style-type: none"> <li>SEIU Local 503/OPEU active members and dependents</li> </ul>	<ul style="list-style-type: none"> <li>\$500 annually</li> </ul>	OSAC
Joseph E. Weston Public Foundation	Oregon colleges only	Oregon residents	<ul style="list-style-type: none"> <li>Graduating seniors of 22 Oregon high schools</li> </ul>	<ul style="list-style-type: none"> <li>\$2,000</li> <li>One-time award</li> </ul>	OSAC

### EXAMPLES OF SPECIALIZED AND DEGREE-ORIENTED AWARDS

Program	Participating colleges	Residency requirement	Eligibility <sup>1</sup>	Award amount	Application contact
William and Ruth Roy	Portland State or Oregon State University	Oregon residents	<ul style="list-style-type: none"> <li>Major in engineering with preference for nontraditional or first-generation college student</li> </ul>	<ul style="list-style-type: none"> <li>\$2,000 to \$5,000</li> <li>Apply/compete annually</li> </ul>	OSAC
Walter C. and Marie C. Schmidt	Lane Community College or other two-year college	Oregon residents	<ul style="list-style-type: none"> <li>Major in geriatric health care nursing</li> </ul>	<ul style="list-style-type: none"> <li>\$2,000</li> <li>Apply/compete annually</li> </ul>	OSAC
Jackson Foundation Journalism Scholarship	Oregon colleges	Oregon residents	<ul style="list-style-type: none"> <li>Major in journalism (or emphasis)</li> </ul>	<ul style="list-style-type: none"> <li>\$2,000</li> <li>Apply/compete annually</li> </ul>	OSAC
Laurence R. Foster Memorial	Any four-year postsecondary college in the U.S.	Oregon residents	<ul style="list-style-type: none"> <li>Public health (e.g., medical technology, physician assistant)</li> </ul>	<ul style="list-style-type: none"> <li>\$1,000 to \$6,000</li> <li>Apply/compete annually</li> </ul>	OSAC
Mike and Betty Pongraz	All Oregon public colleges and Lewis & Clark, Linfield, Pacific, and Willamette universities	Marion or Polk County residents	<ul style="list-style-type: none"> <li>Major in education</li> <li>Must enroll at least half-time</li> </ul>	<ul style="list-style-type: none"> <li>\$2,500 to \$3,500</li> <li>Apply/compete annually</li> </ul>	OSAC

<sup>1</sup> All need-based financial aid programs listed require the completion of the FAFSA or in some cases ORSAA.

**EXAMPLES OF SPECIALIZED AND DEGREE-ORIENTED AWARDS [CONTINUED]**

Program	Participating colleges	Residency requirement	Eligibility <sup>†</sup>	Award amount	Application contact
Royden M. Bodley	Oregon public and nonprofit colleges	High school graduates	<ul style="list-style-type: none"> <li>Major in forestry, wildlife, or related field</li> <li>Eagle rank Boy Scouts of America Cascade Pacific Council</li> </ul>	<ul style="list-style-type: none"> <li>\$2,500 to \$5,000</li> <li>Apply/compete annually</li> </ul>	OSAC

## Graduate students

**SAMPLE OSAC PROGRAMS (FOR A COMPLETE LISTING, GO TO [HTTPS://OREGONSTUDENTAID.GOV](https://oregonstudentaid.gov))**

Program	Participating colleges	Residency requirement	Eligibility <sup>†</sup>	Award amount	Application contact
Jeannette E. Mowery	Oregon Health & Science University or Oregon law schools	Oregon residents	Major in law, medicine, or dentistry	<ul style="list-style-type: none"> <li>Varies</li> <li>Apply/compete annually</li> </ul>	OSAC
Harry S. Chandler	Any nonprofit accredited law school in the U.S.	Oregon residents	Major in law	<ul style="list-style-type: none"> <li>\$2,000 to \$3,000</li> <li>Apply/compete annually</li> </ul>	OSAC
Gayle and Harvey Rubin	U.S. colleges	Oregon residents	Major in law or medicine	<ul style="list-style-type: none"> <li>Varies</li> <li>Apply/compete annually</li> </ul>	OSAC
Franz Stenzel, M.D., and Kathryn Stenzel II	Any postsecondary college in the U.S.	Oregon resident	<ul style="list-style-type: none"> <li>Nontraditional students</li> <li>First-generation college students</li> <li>Students approaching final year of their program</li> <li>GPA: 2.50+</li> </ul>	<ul style="list-style-type: none"> <li>\$5,000</li> <li>Automatic renewal if renewal criteria met</li> </ul>	OSAC
Gregory A. Chaille Public Service	Oregon colleges	Oregon residents	Career in public service	<ul style="list-style-type: none"> <li>\$5,000</li> <li>Apply/complete annually</li> </ul>	OSAC

**Application deadlines for the programs listed will vary and the eligibility requirements listed are not all-inclusive. Please contact your college’s financial aid office or the agency listed in the application contact column for additional information. All need-based financial aid programs listed require the completion of the FAFSA or in some cases ORSAA.**

<sup>†</sup> All need-based financial aid programs listed require the completion of the FAFSA or in some cases ORSAA.

## Oregon 529 College Savings Network

The Oregon 529 College Savings Network offers tax-advantaged college savings plans that are specifically designed to provide families with a flexible, tax-efficient way to save for higher education expenses. All plans offered by the Network are administered by the state of Oregon through the Oregon 529 College Savings Board and are governed by Section 529 of the Internal Revenue Code. For more information about the Oregon 529 College Savings Network, visit [www.oregon529network.com](http://www.oregon529network.com).

**BENEFITS OF A 529 COLLEGE SAVINGS PLAN**

**Tax-advantaged savings**

- Contributions are deductible up to an annual limit. The deduction limit is indexed annually for inflation. For 2019, the state tax deduction is \$4,865 for

taxpayers who file a joint return and \$2,435 for all other filers. Until April 15 of each year, contributions qualify for the previous year’s state tax deduction.

- Any earnings grow free of federal and Oregon state tax.
- You don’t pay federal or Oregon state taxes on qualified withdrawals.
- In addition, Oregon law provides a four-year “carry forward” state tax deduction. For example, if you file a joint return and contribute \$20,000 today, you can take a \$4,000 deduction this year and for each of the following four years.

**Control**

Because the 529 plan is in your name, you retain control over when and how your savings are used. In addition, you can select and change beneficiaries to another family member of the current beneficiary, as defined in Internal Revenue Code Section 529, at any time, without penalty. (There may be gift or generation-skipping tax consequences depending on who the

new beneficiary is.) You can also name a successor account owner or transfer ownership to another person.

**Flexibility**

Use your savings to pay for higher education expenses almost anywhere in the U.S., including vocational schools, two- and four-year colleges, and graduate schools.

**High investment maximums, low minimums**

You can invest up to \$310,000 for future higher education expenses per beneficiary. Accounts can also be opened with a low initial contribution of only \$25. The Plan also allows you to make regularly scheduled contributions through an automatic contribution plan or payroll deduction.

**Easy eligibility**

Any U.S. resident who is at least 18 years old, regardless of income or state residency, can open an account.

# Oregon resources

## Oregon college directory

The following pages include contact information for most Oregon colleges. If you want general information about a particular college, you can go to their website to discover what the college offers in majors, financial aid, and campus life/activities, or where to write to request more information.

Contact the admissions office for information on campus tours, or to request an admissions application or information packet. The financial aid office can give you information on the college's financial aid procedures and available college scholarships, as well as let you know the status of your financial aid applications.

### Deadlines are important!

Many of the colleges on the following pages have deadlines for submitting admissions applications. Check with the college to make sure you know what information you need to submit by the deadline to maximize your chances for admission.

Where available, the college's financial aid priority filing date is listed in the directory. It is a good idea to double-check these dates on the colleges' websites since they are subject to change. If you miss this deadline, it doesn't mean you will not be considered for financial aid. However, meeting this deadline will maximize your opportunity to receive aid from the college.

*Many colleges have a financial aid priority filing date. Submit your FAFSA, or ORSAA, and other required information by this date to maximize your opportunity to receive financial aid.*

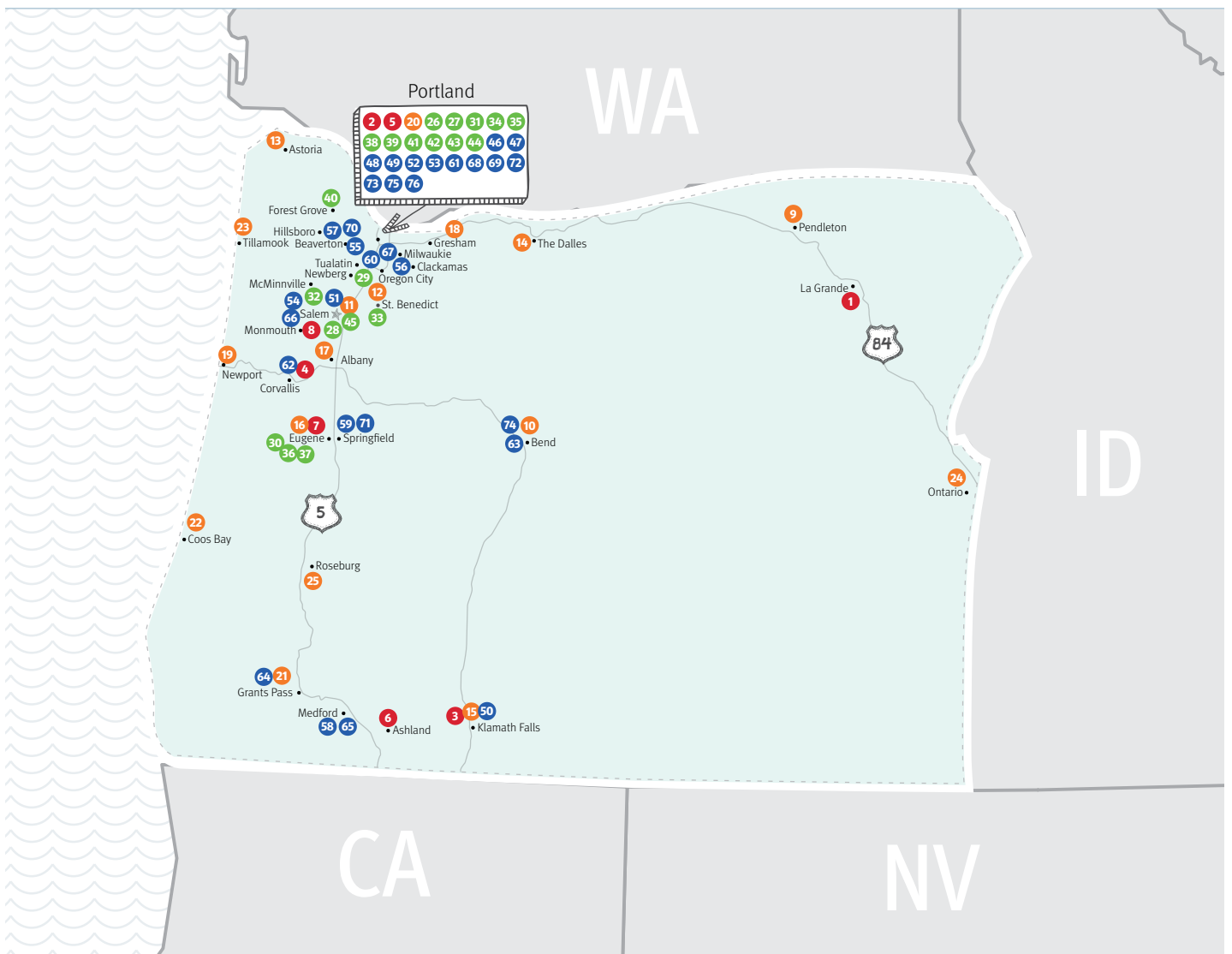
MAP	SCHOOL	LOCATION	PHONE	WEBSITE	FEDERAL SCHOOL CODE
<b>PUBLIC UNIVERSITIES</b>					
1	Eastern Oregon University	La Grande	541.962.3672	www.eou.edu	003193
2	Oregon Health & Science University	Portland	503.494.8311	www.ohsu.edu/xd	004882
3	Oregon Institute of Technology	Klamath Falls	541.885.1000	www.oit.edu	003211
4	Oregon State University	Corvallis	541.737.1000	www.oregonstate.edu	003210
5	Portland State University	Portland	503.725.3000	www.pdx.edu	003216
6	Southern Oregon University	Ashland	541.552.7672	www.sou.edu	003219
7	University of Oregon	Eugene	541.346.1000	www.uoregon.edu	003223
8	Western Oregon University	Monmouth	877.877.1593	www.wou.edu	003209
<b>COMMUNITY COLLEGES</b>					
9	Blue Mountain Community College	Pendleton	541.276.1260	www.bluecc.edu	003186
10	Central Oregon Community College	Bend	541.383.7500	www.cocc.edu	003188
11	Chemeketa Community College	Salem	503.399.5000	www.chemeketa.edu	003218
12	Clackamas Community College	Oregon City	503.594.6000	www.clackamas.edu	004878
13	Clatsop Community College	Astoria	503.338.2411	www.clatsopcc.edu	003189
14	Columbia Gorge Community College	The Dalles	541.506.6000	www.cgcc.edu	041519
15	Klamath Community College	Klamath Falls	541.882.3521	www.klamathcc.edu	034283
16	Lane Community College	Eugene	541.463.3000	www.lanecc.edu	003196
17	Linn-Benton Community College	Albany	541.917.4999	www.linnbenton.edu	006938
18	Mt. Hood Community College	Gresham	503.491.6422	www.mhcc.edu	003204
19	Oregon Coast Community College	Newport	541.867.8501	www.oregoncoastcc.org	003213
20	Portland Community College	Portland	971.722.6111	www.pcc.edu	003213
21	Rogue Community College	Grants Pass	541.956.7500	www.roguecc.edu	010071
22	Southwestern Oregon Community College	Coos Bay	541.888.2525	www.socc.edu	003220
23	Tillamook Bay Community College	Tillamook	503.842.8222	http://tillamookbaycc.edu	041949
24	Treasure Valley Community College	Ontario	541.881.8822	www.tvcc.cc	003221
25	Umpqua Community College	Roseburg	541.440.4600	www.umpqua.edu	003222

MAP	SCHOOL	LOCATION	PHONE	WEBSITE	FEDERAL SCHOOL CODE
<b>PRIVATE COLLEGES</b>					
26	Birthingway College of Midwifery	Portland	503.760.3131	www.birthingway.edu	036683
27	Concordia University	Portland	503.288.9371	www.cu-portland.edu	003191
28	Corban University	Salem	800.845.3005	www.corban.edu	001339
29	George Fox University	Newberg	503-538-8383	www.georgefox.edu	003194
30	Gutenberg College	Eugene	541.683.5141	www.gutenberg.edu	Does not offer Title IV aid
31	Lewis & Clark College	Portland	503.768.7000	www.lclark.edu	003197
32	Linfield College	McMinnville	503.883.2200	www.linfield.edu	003198
33	Mount Angel Abbey	St. Benedict	503.845.3030	www.mountangelabbey.org	003203
34	Multnomah University	Portland	503.255.0332	www.multnomah.edu	003206
35	National University of Natural Medicine	Portland	503.552.1555	www.nunm.edu	B07624
36	New Hope Christian College	Eugene	800.322.2638	www.newhope.edu	015167
37	Northwest Christian University	Eugene	541.343.1641	www.nwcu.edu	003208
38	Oregon College of Oriental Medicine	Portland	503.253.3443	www.ocom.edu	B07625
39	Pacific Northwest College of Art	Portland	503.226.4391	www.pnca.edu	003207
40	Pacific University	Forest Grove	503.352.6151	www.pacificu.edu	003212
41	Reed College	Portland	503.771.1112	www.reed.edu	003217
42	University of Portland	Portland	503.943.8000	www.up.edu	003224
43	Warner Pacific University	Portland	503.517.1020	www.warnerpacific.edu	003225
44	Western Seminary	Portland	503.517.1800	www.westernseminary.edu	G07178
45	Willamette University	Salem	503.370.6300	www.willamette.edu	003227
<b>PRIVATE CAREER COLLEGES</b>					
46	American College of Healthcare Sciences	Portland	503.244.0726	www.achs.edu	041944
47	Aveda Institute	Portland	503.294.6000	www.avedapdx.com	041714
48	Beau Monde College of Hair Design	Portland	503.252.1638	www.beaumontcollege.com	015090
49	Carrington College	Portland	877-206-2106	www.carrington.edu	030425
50	College of Cosmetology, Inc.	Klamath Falls	541.882.6644	www.collegeofcos.com	014006
51	College of Hair Design Careers	Salem	503.588.5888	www.collegeofhairdesigncareers.com	016618
52	Concorde Career College	Portland	503.281.4181	www.concorde.edu/campus/portland	008887
53	East West College of the Healing Arts	Portland	503.233.6500	www.eastwestcollege.com	030745
54	Institute of Technology	Salem	503.363.9001	www.iot.edu	036423
55	Northwest College School of Beauty Beaverton Campus Clackamas Campus Hillsboro Campus Medford Campus Springfield Campus Tualatin Campus	Beaverton	503.649.1388	www.nwcollege.edu	014351
56		Clackamas	503.659.2834		
57		Hillsboro	503.844.7320		
58		Medford	541.772.8937		
59		Springfield	541.344.0397		
60	Tualatin	503.218.2265			
61	Paul Mitchell–The School	Portland	503.222.7687	www.paulmitchell.edu/portland	016348
62	Phagans' Cosmetology Colleges Phagans' Beauty College Phagans' Central Oregon Beauty College Phagans' Grants Pass College of Beauty Phagans' Medford Beauty School Phagans' School of Beauty	Corvallis	541.753.6466	www.phagans-schools.com	012348
63		Bend	541.382.6171		012347
64		Grants Pass	541.479.6678		031853
65		Medford	541.772.6155		010122
66		Salem	503.363.6800		012351
67	Phagans School of Hair Design	Milwaukie	503.652.2668	www.phagans.com	012350
68	Phagans School of Hair Design	Portland	503.239.0838	www.phagans.com	013905

MAP	SCHOOL	LOCATION	PHONE	WEBSITE	FEDERAL SCHOOL CODE
<b>PRIVATE CAREER COLLEGES (CONTINUED)</b>					
69	<b>Pioneer Pacific College</b>		866.772.4636	www.pioneerpacific.edu	
70	Wilsonville Campus	Wilsonville			016520
71	Beaverton Campus	Beaverton			016520
72	Springfield Campus	Springfield			E01012
72	Portland Campus	Portland			016520
73	<b>Portland Actors Conservatory</b>	Portland	503.274.1717	www.pac.edu	041465
74	<b>Sage School of Massage &amp; Esthetics</b>	Bend	541.383.2122	www.sageschoolofmassage.com	041674
75	<b>Summit Salon Academy Portland</b>	Portland	503.639.6106	www.summitsalonacademyportland.com	013130
76	<b>Sumner College</b>	Portland	503.972.6230	www.sumnercollege.edu	014581

## Oregon resource map

- Public Universities
- Private Colleges
- Community Colleges
- Private Career Colleges



## In-person help

### COLLEGE APPLICATION WEEK

College Application Week (CAW) offers students dedicated time and space to complete college applications with the assistance of school staff and volunteers. Schools and community-based organizations host CAW events during November.

### COLLEGE CASH CAMPAIGN

Following the same model as College Application Week, the College Cash Campaign focuses on assisting students with the necessary steps to apply for all forms of financial aid. Schools and organizations offer students help with completing their FAFSA and applying for scholarships.

### DECISION DAY

Many colleges and universities recognize May 1 as the national Candidates' Reply Date, a common day by which high school seniors inform colleges that they intend to accept their offer of admission. Oregon hosts a statewide Decision Day, during which schools celebrate their students' plans for postsecondary education and training. Learn more at <http://oregongoestocollege.org/events>.

### ECMC COLLEGE NIGHTS IN OREGON

Don't miss College Nights in Oregon to learn about planning and paying for college. Events take place at various locations throughout the state.

Whether you are already planning to attend college or simply evaluating your options, you won't want to miss these highly informative events.

For locations and more information on the events, visit [www.collegenights.org](http://www.collegenights.org).

 Find us on Facebook—  
[www.facebook.com/ecmcfab](http://www.facebook.com/ecmcfab)

 Follow us on Twitter—  
[www.twitter.com/ecmcfab](http://www.twitter.com/ecmcfab)

### THE COLLEGE PLACE—OREGON

The College Place operates a free college access center in Portland. The College Place provides Oregon students and their families with comprehensive higher education and financial aid information through services and programs, such as workshops, community events, Internet access, a resource library, and one-on-one counseling. For those unable to visit the center in person, The College Place offers assistance via email at [tcporegon@ecmc.org](mailto:tcporegon@ecmc.org), via telephone at 971.722.4493, via video conference and at [www.ecmc.org/tcp](http://www.ecmc.org/tcp).

 Find us on Facebook—  
[www.facebook.com/tcporegon/](http://www.facebook.com/tcporegon/)

 Follow us on Twitter—  
[www.twitter.com/oregontcp](http://www.twitter.com/oregontcp)

## Virtual Help

Oregon's Virtual Paying for College program allows students and families from across Oregon to access quality college financial aid information, regardless of their location or their family schedule. If you are a high school student planning to continue your education after high school, this discussion will help you understand what you need to do in order to receive financial aid. Financial aid officers from across Oregon will also be available one on one via private chat technology to answer questions. This is a joint project of ECMC's The College Place Oregon, Oregon Goes to College and the Oregon Association of Student Financial Aid Administrators.

The series kicks off on September 24 and 26 with a virtual "Paying for College Night." The September 24 presentation will be in English, while September 26 will be in Spanish. To register and to see the full list of topics for the year, please go to <http://oregongoestocollege.org/blog/virtual-events-paying-college>.



The Oregon Office of Student Access and Completion's ASPIRE Program provides mentoring and resources to help students access education and training beyond high school. Students at ASPIRE sites throughout Oregon have the opportunity to meet with trained volunteers who assist them in exploring career and college options, choosing the best fit, applying for admission, completing scholarship applications, and understanding the financial aid process. Learn more by visiting <http://oregonstudentaid.gov>.

## Online help

Oregon Office of Student Access and Completion: <http://oregonstudentaid.gov>

ASPIRE: <http://oregonstudentaid.gov/ASPIRE>

Oregon 529 College Savings Network: <http://oregon529network.com>

Oregon Career Information System (ORCIS): [www.oregoncis.uoregon.edu](http://www.oregoncis.uoregon.edu)

Oregon GEAR UP: <http://oregongearup.org>

General information about Oregon colleges: <https://nces.ed.gov/collegenavigator/?s=OR>

Resources to help with planning and paying for college, managing default, and understanding bankruptcy: [www.ecmc.org](http://www.ecmc.org)

The College Place: [www.ecmc.org/tcp](http://www.ecmc.org/tcp)





# Freshman year checklist

## Fall–Winter

### College planning

- Learn the high school courses required by colleges
- Meet with your high school counselor for advice on your college plan
- Identify your interests, likes and dislikes—to help focus on your goals

### Extracurricular activities

- Join a club or try out for a sports team
- Volunteer for something you find important

## Spring

### Academics

- Refocus your study habits and finish the year strong (<https://tinyurl.com/hs-studyskills>)
- Keep up your grades—colleges look at your grade point average (GPA)
- Set your sophomore class schedule with your counselor to include honors or Advanced Placement (AP) classes
- Create your four-year academic plan with your counselor

### Career exploration

- Start searching for summer programs (e.g., academic, work, volunteer, travel)
- Spend a day at work with a family member, friend, or community member and learn about their job
- Attend career fairs or career day at your school or in your community

### College exploration

- Attend local college fairs in your area or at your school
- Talk to current college students about their path to college and college life
- Try virtual campus tours (<https://campustours.com>)

## Summer

### Prepare for summer

- Participate in an enrichment program that expands your knowledge
- Get a job—many important skills are developed in work environments
- Volunteer with an organization you find interesting
- Apply for a service learning program
- Prepare for sophomore year by doing summer reading
- Visit college campuses

### Money management

- Open a bank account and save money for college
- Take a financial education course online ([www.fdic.gov/consumers/consumer/moneysmart/young.html](http://www.fdic.gov/consumers/consumer/moneysmart/young.html))
- Talk to your parents or guardians about a college savings plan



# Sophomore year checklist

## Fall–Winter

### Time management

- Learn how to make the most efficient use of your time
- Use SMART goals to keep you on task ([www.studyright.net/wp-content/uploads/2013/01/SMART-Goals-Tracker.pdf](http://www.studyright.net/wp-content/uploads/2013/01/SMART-Goals-Tracker.pdf))
- Include down time in your schedule

### College entrance exams

- College placement test preparation
- Take the PSAT (Pre-SAT) to help prepare you for the SAT ([www.khanacademy.org/test-prep/sat](http://www.khanacademy.org/test-prep/sat))
- Take the PLAN (Pre-ACT) to help prepare you for the ACT ([www.act.org/content/act/en/products-and-services/the-act/test-preparation/act-academy.html](http://www.act.org/content/act/en/products-and-services/the-act/test-preparation/act-academy.html))

## Spring

### Academics

- Keep up your grades—colleges look at your grade point average (GPA)
- Review your four-year academic plan with your counselor
- Plan rigorous academic courses for your junior year
- Review your four-year academic plan with your counselor
  - Enroll in Honors, Advanced Placement (AP) or International Baccalaureate (IB) courses, which may earn college credit
  - Take college courses while in high school and earn both high school and college credit (known as dual/concurrent enrollment)

### Extracurricular activities

- Join a club or try out for a sports team
- Volunteer for something you find important
- Explore summer opportunities—be mindful of application deadlines

### Career exploration

- Seek summer opportunities to work or volunteer in your field of interest
- Take an interest inventory—it expands your ideas for careers you may enjoy (<https://bigfuture.collegeboard.org/explore-careers>)
- Have conversations with counselors, teachers, family and community members about their career paths and what they studied in college

### College search

- Visit campuses—think about size, location and academic programs
- Attend local college fairs in your area ([www.nacacfairs.org/attend/national-college-fairs](http://www.nacacfairs.org/attend/national-college-fairs))
- Try online college fairs and virtual campus tours (<https://campustours.com>)
- Use an online search engine to find colleges (<http://bigfuture.collegeboard.org>)
- Try virtual tours (<https://campustours.com>)

## Summer

### Prepare for summer

- Create a summer reading list from teacher recommendations
- Confirm your summer plans (e.g., work, academic enrichment programs, summer workshops, service learning, travel, camps, internship, campus tours)

### Money management

- Learn about types of scholarships and grants ([www.finaid.org](http://www.finaid.org), [www.studentaid.gov](http://www.studentaid.gov))
- Take a financial education course ([www.fdic.gov/consumers/consumer/moneysmart/young.html](http://www.fdic.gov/consumers/consumer/moneysmart/young.html))
- Use the tools found on the College Affordability and Transparency Center website (<https://collegecost.ed.gov>) to compare and estimate your college costs
- Research Net Price Calculators on the websites of colleges and universities that appeal to you



# Junior year checklist

## Fall–Winter

### College planning

- Meet with your college counselor about your coursework and college plans
- Become or stay involved in extracurricular activities
- Check college websites for admission requirements
- Create a professional email address to use when applying for scholarships, registering for college entrance exams, and completing college applications
- Attend college fairs and/or college information events
- Meet with college and university admissions recruiters when they visit your high school

### College search

- Tour local campuses and visit non-local colleges during winter and spring breaks; consider campus size, location and academic programs
- Try online college fairs and virtual campus tours ([www.collegeweeklive.com](http://www.collegeweeklive.com), <https://campustours.com>)
- Use college search sites to explore your college options ([www.cappex.com](http://www.cappex.com))
- Prepare your college list, and sort by reach, match and safety schools

### Career exploration

- Attend a local career fair and/or a career technical education fair
- Take an online career inventory to help connect your interests and skills with a career (<https://bigfuture.collegeboard.org/explore-careers>)
- Make a list of careers that may interest you and research the education level required for each profession
- Talk with professionals in careers you are curious about and ask about their work
- Enhance skills that would be useful in a career of interest through your extracurricular activities

## Spring

### College entrance exams

- Register and take your first college entrance exam during spring semester so you can take it again fall of senior year, if you want
  - SAT, with essay option SAT ([www.collegeboard.com](http://www.collegeboard.com)); free SAT test prep help ([www.khanacademy.org](http://www.khanacademy.org))
  - ACT, with essay option ACT ([www.actstudent.org](http://www.actstudent.org)); free ACT test prep help (<https://academy.act.org>)
  - Subject tests, recommended by some colleges for certain majors (<https://collegereadiness.collegeboard.org/sat-subject-tests>)

### Academics

- Prepare for Advanced Placement (AP) and International Baccalaureate (IB) exams
- Plan your senior year schedule with your counselor
- Review your college preparation coursework and GPA with a college advisor
- Create a list of teachers, coaches and other mentors who will be able to write personalized letters of recommendation

### Prepare for summer

- Apply for summer jobs or internships
- Seek volunteer opportunities in your field of interest
- Register for community college courses and earn college credit while in high school, also referred to as concurrent/dual enrollment
- Review your SAT/ACT test scores to determine if retesting is needed
- Plan a test preparation schedule if you plan to retake the exams ([www.khanacademy.org](http://www.khanacademy.org), <https://academy.act.org>)

## Summer

### College application season begins

- Check websites of colleges on your list, review admissions application process and timeline
- Draft your application essays and/or personal statement; work with a college advisor for feedback
- Prepare a scholarship resume and/or a “brag sheet” that includes all your non-academic activities and honors
- Study for summer/fall college entrance exams (SAT or ACT) if you plan to retake them
- Communicate with college admission representatives for questions you may have

### College finances

- Learn about the types of financial aid (<https://studentaid.ed.gov/sa/types>)
- Use a FAFSA4caster to see how financial aid can help pay for your education (<https://studentaid.ed.gov/sa/afsa/estimate>)
- Search and apply for scholarships ([www.fastweb.com](http://www.fastweb.com), [www.bigfuture.collegeboard.org](http://www.bigfuture.collegeboard.org))
- Learn how money works; take a financial literacy course ([www.fdic.gov/moneysmart](http://www.fdic.gov/moneysmart))
- Use the College Scorecard to compare costs, degree programs and outcomes for the schools you are interested in (<https://collegescorecard.ed.gov>)
- Open a bank account and save money



# Senior year checklist

## Fall

### College planning

- Attend college information nights in your community
- Check college websites for applications, deadlines, financial aid and housing information
- Ask your counselor to evaluate your transcript for high school graduation and college eligibility
- Register to take or retake college entrance exams
  - SAT, with essay option SAT ([www.collegeboard.com](http://www.collegeboard.com))
  - ACT, with essay option ACT ([www.actstudent.org](http://www.actstudent.org))
- Keep your test scores, resume and transcript organized to help in completing college applications
- Ask teachers and counselors for any required or optional letters of recommendation
- Finalize portfolios, audition materials or writing samples as required for each application
- Get feedback from a college advisor, teacher, or parent/guardian and complete revisions of all applications and essays

### Financial aid

- Review the financial aid application process and timeline required by the colleges on your list
- Register for an FSA ID, which serves as your FAFSA e-signature; student's parents/guardians must also register for an FSA ID ([www.fsaaid.ed.gov](http://www.fsaaid.ed.gov))
- File the Free Application for Federal Student Aid (FAFSA), which opens on October 1 ([www.fafsa.gov](http://www.fafsa.gov))
  - Information from the 2018 tax year will be used for the entering class of 2020 as they apply for financial aid in the 2020-2021 academic year
- Attend financial aid workshops in your community for help completing the FAFSA
- Be aware that private schools may require additional financial information from the CSS/Financial Aid PROFILE ([www.collegeboard.com/profile](http://www.collegeboard.com/profile))
- Check your state financial aid websites for more information about in-state financial aid opportunities for undocumented and DACA students
- Search and apply for scholarships ([www.fastweb.com](http://www.fastweb.com), [www.bigfuture.collegeboard.org](http://www.bigfuture.collegeboard.org))
- Review your Student Aid Report (SAR) once FAFSA has been processed and make any needed corrections

## Winter

### College application follow-up

- Check your email frequently for additional information colleges might request within their timeline
- Send your mid-year transcript to colleges that request them
- Continue scholarship searches over winter break and continue to submit applications

## Spring

### Academics

- Keep up your grades—college admissions are conditional and can be rescinded if you do not continue academic excellence
- Check with the colleges where you have applied before considering dropping a senior year class; colleges expect you to complete all of the high school courses you listed as "in progress" on your admissions application
- Take your Advanced Placement (AP) and/or International Baccalaureate (IB) exams

### Best college and financial fit

- Check your email or college admissions portal for admission decision notification
- Visit campuses that most interest you during admitted-student's day or before
- Carefully review your financial aid offer for each campus where you have received admissions and compare each offer; ask a college advisor for help in clarifying your financial aid offers
- Finalize your financial aid; accept your financial aid award or work with the college's financial aid office to adjust it
- Discuss your options with your parents/guardians (refer to worksheet on page 5)
- Call financial aid offices to answer questions or update them on any changes to your family's financial situation
- If you'll be attending a four year college, notify and place a deposit at the college of your choice by Decision Day (May 1)—congratulations!

### College admissions follow-up

- Sign into your college portal and review your task list and deadlines
- Check your email for correspondence and deadline reminders
- Request your final transcript be sent to your college choice from your high school registrar before the deadline
- Request AP and IB scores be submitted to your college choice

- Ask about college placement tests—some colleges require them for English and math; make sure to register in time and study beforehand
- Sign up for summer and/or fall orientation; some are mandatory and some have a cost
- Register for your classes during orientation
- Figure out housing—if living on campus, complete any roommate survey forms, sign the housing contract and submit a housing deposit to make sure you have a reserved room

## Summer

### More to do

- Work and save money during the summer and see if you can secure a campus job
- Make a budget (refer to worksheet on page 26) with your parents/guardians
- Download the college's health forms and see your doctor; colleges may require evidence of immunizations
- Plan your payments; tuition payments are due at the beginning of the semester or term so research payment options beforehand
- Make travel arrangements if you are traveling far to college; buy travel (plane, train, bus) tickets and make hotel reservations early (if necessary)
- Send thank-you notes to everyone who helped in your college process, such as counselors, college advisors and teachers who wrote letters of recommendation
- Spend with your family and friends if you will be leaving home and set expectations for while you are in college and how and when you will communicate during the school year



# Glossary

Familiarize yourself with the college and financial aid terms in this section to better equip yourself for the admissions and financial aid processes.

**Academic year**—A period of time schools use to measure a quantity of study. An academic year typically consists of two semesters, three quarters, or a defined number of hours of study.

**Advanced Placement (AP)**—A college-equivalent course taken in high school that allows the student, upon passing a test, to earn college credit.

**Assets**—Items of value, such as stocks, bonds, savings, and real estate. You are required to report the value of some types of assets when completing the FAFSA.

**Associate degree**—A degree granted by a college after the satisfactory completion of a two-year, full-time program of study or its part-time equivalent.

**Bachelor's or baccalaureate degree**—A degree granted by a college after the satisfactory completion of a four- or five-year, full-time program of study, or its part-time equivalent.

**Books/supplies**—One of the typical components of Cost of Attendance (COA). Each college includes an average estimated cost you may incur for purchasing textbooks and other academic supplies.

**Budget**—The total “sticker price” of attending college; also known as Cost of Attendance (COA).

**Capitalization**—For Unsubsidized loans, the amount of interest that accrues while you are in school, a grace period, or in deferment or forbearance that is added to the principal balance of your loan.

**Consolidation loan**—A loan that combines several student loans into one new loan from a single lender.

**Cost of Attendance (COA)**—The calculated cost of attending the college, for a period of enrollment (such as an academic year), which includes transportation, room and board, tuition and fees, and the estimated cost of books, supplies, and other expenses. COA is used to determine eligibility for financial aid.

**CSS/Financial Aid PROFILE®**—A form some colleges may require you to complete in addition to the FAFSA to qualify for financial aid.

**Default**—Occurs when the borrower fails to make scheduled loan payments for a period of 270 days or longer.

**Deferment**—A period during which a borrower is entitled to have payments of principal and interest on a federal education loan postponed if he or she meets the eligibility criteria for the deferment. For subsidized federal loans, interest that accrues during periods of deferment is paid by the federal government.

**Dependent student**—For federal student aid purposes, any student who is not an independent student is considered to be dependent. See the definition of “independent student” for a list of qualifying conditions.

**Early action**—A college admissions process that is similar to early decision, but is not a binding commitment to attend the college.

**Early decision**—Students who apply under early decision commit to enroll at the college if admitted and offered a satisfactory financial aid package. Application deadlines usually are in November or December with a mid-to-late-December notification date.

**Expected Family Contribution (EFC)**—The index number used by the college's financial aid office to determine how much financial aid you would receive to attend their school. The information reported on the FAFSA is used to calculate your EFC.

**Federal Need Analysis Methodology**—A formula used to calculate your family's expected financial contribution for college. This formula, established by Congress, is used nationwide for all students. The most important factors in the formula are: parent income, assets, and net worth; student income and assets; and family size.

**Federal School Code**—An identifier that the U.S. Department of Education assigns to each college or career school that participates in the federal student aid programs. In order to send your FAFSA information to a school, you must list the school's Federal School Code on your application. A list of Federal School Codes is available at <http://fafsa.gov>.

**Financial aid package**—The total amount of financial aid a student is eligible to receive. It might include grants, work-study, and loans, and is assembled by the college's financial aid office.

**Financial need**—The amount by which your family contribution falls short of covering the cost of attendance.

**Forbearance**—The temporary postponement or reduction of loan payments that is typically granted at the discretion of the lender/servicer. The borrower is responsible for paying all interest that accrues during periods of forbearance.

**Free Application for Federal Student Aid (FAFSA)**—A free application that must be completed by all students and parents who apply for federal student aid.

**FSA ID**—A username and password used to login to certain Federal Student Aid websites, such as the Free Application for Federal Student Aid (FAFSA) and the National Student Loan Data System, among others.

**Full-time student**—An undergraduate student who is enrolled for at least 12 credit hours per semester or equivalent. For a graduate student, the enrollment requirements can vary among colleges. Does not include audited courses.

**Graduate student**—A student who is enrolled in a master's or doctoral program at a college.

**Grant**—A type of financial aid usually based on financial need, which the student does not have to repay.

**Independent student**—A student is considered independent for federal student aid if the student meets one of the following criteria:

- Is age 24 or older by December 31 of the award year
- Is working toward a master's or doctoral degree
- Is married
- Has legal dependents other than a spouse
- Is an orphan or ward of the court or in foster care at any time after age 13
- Is on active duty or is a veteran of the U.S. Armed Forces
- Is an emancipated minor or in legal guardianship
- Is an unaccompanied homeless youth
- Is an unaccompanied self-supporting youth at risk of homelessness

**Interest**—The cost of borrowing money. Interest charges are repaid in addition to the principal of the loan.

**Loan**—A type of financial aid that must be repaid, with interest.

**Master Promissory Note (MPN)**—To borrow under the federal loan programs, a student or parent must sign this common form. The MPN allows borrowers to receive loans for a single academic year, or for multiple academic years (up to 10 years) without having to sign a new note.

**Merit-based aid**—Financial aid awarded on the basis of grades, test scores, athletic ability, or other talent, rather than financial need.

**Need-based aid**—Financial aid awarded based on the family's ability to pay for college. The FAFSA is typically used to determine a family's eligibility for need-based aid.

**Net price calculator (NPC)**—Each college that participates in the federal financial aid programs is required to have a "net price calculator" on its website. A net price calculator can give you an estimate of how much it may cost you to attend each specific college, taking into account grant and scholarship aid you may receive from both the college and federal financial aid.

**Part-time student**—An undergraduate student who is enrolled for fewer than 12 credit hours per semester or equivalent. A graduate student who is enrolled for fewer hours than the college's standard to be considered a full-time student. Does not include audited courses.

**Personal expenses**—One of the typical components of Cost of Attendance (COA). Each college includes an average estimated cost you may incur for purchasing personal items, such as laundry detergent, toothpaste, etc.

**Principal**—The loan amount borrowed on which interest is calculated.

**Priority filing date**—The date established by the college by which students are encouraged to submit their FAFSA and have the results forwarded to the college to increase their chances of being awarded certain campus-based financial aid. Financial aid funds are limited for students who fail to meet their college's priority filing date.

**Private grant aid**—Non-college grant aid, such as scholarships from community groups and organizations, which does not require repayment.

**Private loans**—Education loan programs provided by private lenders to supplement the student and parent education loan programs available from the federal government.

**Promissory note**—The legal document signed by the borrower prior to receiving a loan. States a promise to repay the loan, and lists the conditions of the loan and terms for repayment. The Master Promissory Note (MPN) is one type of promissory note.

**Room/board**—One of the typical components of Cost of Attendance (COA). Each college includes the actual cost it charges if you live on campus, or an estimated cost you may incur for living off-campus.

**Satisfactory Academic Progress (SAP)**—The academic standard you must meet in college to continue to receive federal financial aid. Each college establishes its own SAP policy to comply with federal requirements.

**State grant aid**—State financial aid, such as grants and scholarships, which does not have to be repaid.

**Student Aid Report (SAR)**—The SAR summarizes the information you included on the Free Application for Federal Student Aid (FAFSA). The SAR provides the Expected Family Contribution (EFC), which is used to determine whether a student is eligible for a Federal Pell Grant and other federal aid.


**Transportation**—One of the typical components of Cost of Attendance (COA). Each college includes an average estimated cost you may incur for transportation to and from school. This can vary depending upon whether your permanent residence is in another city/state or if you are a commuting student.

**Tuition/fees**—One of the typical components of Cost of Attendance (COA). This is the actual cost the college charges students for providing instructional and other services. Tuition may be charged per term, per course, or per credit hour.

**Undergraduate student**—A student who is enrolled in an undergraduate course of study that usually does not exceed four years and that typically leads to a degree or certificate.

**Unmet need**—The amount of need remaining after Expected Family Contribution (EFC), grant aid, and self-help are subtracted from Cost of Attendance (COA).

**Verification**—The process colleges use to ensure the accuracy of the information reported on the FAFSA. You may be required to provide the college with a copy of your tax return or other additional document.



**SURVEY: WE WANT YOUR FEEDBACK**

[WWW.SURVEYMONKEY.COM/R/OPPORTUNITIESBOOK](http://WWW.SURVEYMONKEY.COM/R/OPPORTUNITIESBOOK)

© 2019 Educational Credit Management Corporation. All rights reserved.